



Investment Funds

Fund Holdings




**For the quarter ended
30 September 2024**

Signatory of:



Contents

| | | |
|----|----------------------|----|
| 1. | Global Equities Fund | 3 |
| 2. | Aggressive Fund | 12 |
| 3. | Growth Fund | 21 |
| 4. | Balanced Fund | 30 |
| 5. | Moderate Fund | 38 |
| 6. | Conservative Fund | 45 |
| 7. | Cash Fund | 51 |



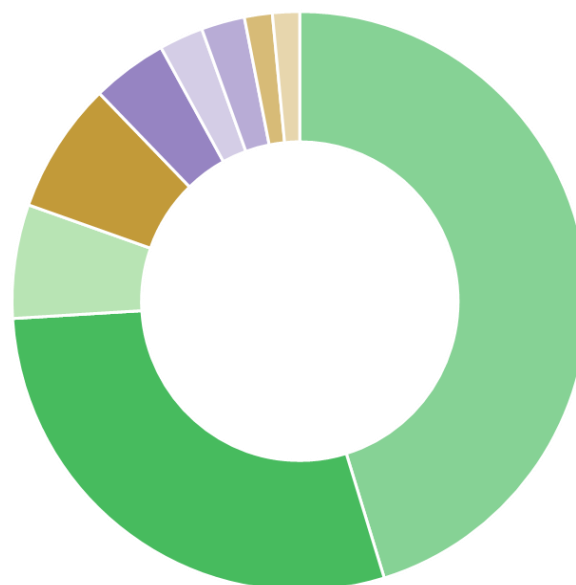
Global Equities Fund Holdings

As at 30 September 2024



| Asset Class & Holdings Region | % Portfolio |
|----------------------------------|---------------|
| Cash and cash equivalents | |
| New Zealand | 4.93% |
| Other | 0.25% |
| Total | 5.18% |
| Australasian equities | |
| New Zealand | 22.28% |
| Australia | 7.24% |
| Total | 29.51% |
| International equities | |
| North America | 45.17% |
| Europe | 6.31% |
| Japan | 4.20% |
| Emerging Markets | 2.46% |
| United Kingdom | 2.42% |
| New Zealand | 1.58% |
| Europe - Non EMU | 1.55% |
| Other Countries | 1.51% |
| Australia | 0.10% |
| Total | 65.31% |
| Grand Total | 100% |

Regional Asset Class Allocation



- North America 45.26%
- New Zealand 28.79%
- Europe 6.35%
- Australia 7.34%
- Japan 4.25%
- Emerging Markets 2.48%
- United Kingdom 2.44%
- Europe - Non EMU 1.57%
- Other Countries 1.53%

Notes:

1. Fund holdings are current as at 30 September 2024. Future holdings may be different from those stated. Investments are managed in accordance with the MAS Investment Funds' SIPO, available on the MAS website at mas.co.nz/investmentfunds
2. For holdings by region:
 - a. 'Other countries' includes any other region not named.
 - b. For Cash and cash equivalents, regions other than New Zealand have been grouped as 'Other'.
 - c. EMU is the European Economic and Monetary Union.
 - d. All holdings have been rounded to 2 decimal places, so the sum of holdings may not always total to 100.00%.
3. For full holdings:
 - a. Holdings less than 0.01% have been grouped as 'Other'.
4. Creditors are shown as negative holdings, which may include any currency hedging positions in place for the Fund.
5. Medical Funds Management Limited is the issuer of the MAS Investment Funds. The PDS for the MAS Investment Funds is available on the MAS website at mas.co.nz/investmentfunds

| Asset Class & Holdings | % of fund net assets |
|---|----------------------|
| Cash and cash equivalents | |
| JBWere Premium Custody Call Account - NZD | 4.93% |
| USD Cash | 0.08% |
| JBWere Premium Custody Call Account - AUD | 0.05% |
| JPY Cash | 0.04% |
| GBP Cash | 0.02% |
| CAD Cash | 0.01% |
| EUR Cash | 0.01% |
| NZD Cash | 0.01% |
| SGDCash | 0.01% |
| HKD Cash | 0.01% |
| PLN Cash | 0.01% |
| Others | 0.03% |
| Total | 5.18% |

Australasian equities

| | |
|------------------------------------|---------------|
| Infratil Ltd | 4.57% |
| Fisher & Paykel Healthcare Ltd | 4.29% |
| Meridian Energy Limited | 2.11% |
| Mainfreight Ltd | 1.80% |
| Auckland International Airport Ltd | 1.42% |
| Ebos Group Ltd | 1.07% |
| A2 Milk Company Ltd | 1.04% |
| Fletcher Building Ltd | 1.02% |
| Spark New Zealand Ltd | 0.88% |
| NEXTDC Ltd | 0.85% |
| Xero Ltd | 0.82% |
| Resmed Inc | 0.79% |
| Chorus Ltd | 0.78% |
| Mercury NZ Limited | 0.77% |
| CSL Limited | 0.74% |
| Summerset Group Holdings Ltd | 0.74% |
| Macquarie Group Ltd | 0.65% |
| Ryman Healthcare Ltd | 0.65% |
| National Australia Bank Ltd | 0.65% |
| Suncorp Group Ltd | 0.63% |
| News Corp-CDI Class B | 0.58% |
| Telstra Corp Ltd | 0.58% |
| Woolworths Ltd | 0.49% |
| Port of Tauranga Ltd | 0.45% |
| Aust and NZ Banking Group | 0.45% |
| Freightways Group Ltd | 0.40% |
| Sky Network Television Ltd | 0.29% |
| Total | 29.51% |

International equities

| | |
|-------------------------------------|-------|
| Apple Inc | 2.83% |
| Microsoft Corp | 2.52% |
| Nvidia Corp | 2.48% |
| NZDUSD Maturing 29/10/2024 (BZL NZ) | 1.57% |
| Meta Platforms Inc Class A | 1.39% |
| Amazon Com Inc | 1.29% |
| Alphabet Inc Class A | 0.95% |
| Broadcom Inc | 0.91% |
| Tesla Inc | 0.77% |
| Alphabet Inc Class C | 0.75% |
| Eli Lilly | 0.73% |
| Unitedhealth Group Inc | 0.56% |
| Netflix Inc | 0.50% |
| Johnson & Johnson | 0.46% |
| Taiwan Semiconductor Manufacturing | 0.44% |
| International Business Machines Co | 0.44% |
| Edison International | 0.43% |
| Novo Nordisk Class B | 0.41% |
| Jpmorgan Chase & Co | 0.40% |
| Oracle Corp | 0.38% |
| Abbvie Inc | 0.38% |
| Schneider Electric | 0.37% |
| Astrazeneca Plc | 0.35% |

| Asset Class & Holdings | % of fund net assets |
|---|----------------------|
| International equities (continued) | |
| Visa Inc Class A | 0.32% |
| Merck & Co Inc | 0.31% |
| Hsbc Holdings Plc | 0.30% |
| Mastercard Inc Class A | 0.30% |
| Salesforce Inc | 0.29% |
| Home Depot Inc | 0.28% |
| Cisco Systems Inc | 0.27% |
| Sherwin Williams | 0.26% |
| Advanced Micro Devices Inc | 0.26% |
| Thermo Fisher Scientific Inc | 0.26% |
| Sap | 0.25% |
| Tencent Holdings Ltd | 0.25% |
| Novartis Ag | 0.24% |
| East Japan Railway | 0.24% |
| Roche Holding Par Ag | 0.23% |
| Walmart Inc | 0.23% |
| Servicenow Inc | 0.23% |
| Ferrovial | 0.23% |
| Chubb Ltd | 0.23% |
| Central Japan Railway | 0.23% |
| 3I Group Plc | 0.23% |
| Accenture Plc Class A | 0.22% |
| Mcdonalds Corp | 0.22% |
| Adobe Inc | 0.22% |
| Danaher Corp | 0.21% |
| Texas Instrument Inc | 0.20% |
| Abbott Laboratories | 0.20% |
| Qualcomm Inc | 0.20% |
| Abb Ltd | 0.19% |
| Aecom | 0.19% |
| Aflac Inc | 0.19% |
| Amgen Inc | 0.18% |
| Snowflake Inc Class A | 0.18% |
| Asml Holding Nv | 0.18% |
| Quanta Services Inc | 0.18% |
| Toyota Motor Corp | 0.17% |
| Pfizer Inc | 0.17% |
| Manulife Financial Corp | 0.17% |
| Eaton Plc | 0.17% |
| Procter & Gamble | 0.17% |
| Lloyds Banking Group Plc | 0.17% |
| Medtronic Plc | 0.16% |
| Analog Devices Inc | 0.16% |
| Terna Rete Elettrica Nazionale | 0.16% |
| Intuitive Surgical Inc | 0.16% |
| Applied Material Inc | 0.16% |
| Sanofi Sa | 0.15% |
| Digital Realty Trust Reit Inc | 0.15% |
| Bristol Myers Squibb | 0.15% |
| Intuit Inc | 0.15% |
| Motorola Solutions Inc | 0.15% |
| Boston Scientific Corp | 0.15% |
| S&P Global Inc | 0.15% |
| Parker-Hannifin Corp | 0.15% |
| Wheaton Precious Metals Corp | 0.15% |
| Equinix Reit Inc | 0.15% |
| Automatic Data Processing Inc | 0.15% |
| Alibaba Group Holding Ltd | 0.15% |
| Metlife Inc | 0.15% |
| Hydro One Ltd | 0.15% |
| Sony Group Corp | 0.14% |
| Lowe's Companies Inc | 0.14% |
| Tjx Inc | 0.14% |
| American Express | 0.14% |
| Nordea Bank | 0.14% |
| Wells Fargo | 0.13% |
| Stryker Corp | 0.13% |
| Trane Technologies Plc | 0.13% |

| Asset Class & Holdings | % of fund net assets |
|---|----------------------|
| International equities (continued) | |
| Corning Inc | 0.13% |
| Intel Corporation Corp | 0.13% |
| Comcast Corp Class A | 0.13% |
| EURNZD Maturing 29/10/2024 (BZL NZ) | 0.13% |
| Walt Disney | 0.13% |
| Progressive Corp | 0.13% |
| Coca-Cola | 0.13% |
| Lvmh | 0.13% |
| Fastenal | 0.13% |
| Booking Holdings Inc | 0.13% |
| Toronto Dominion | 0.12% |
| Bank Of America Corp | 0.12% |
| Xylem Inc | 0.12% |
| Zoetis Inc Class A | 0.12% |
| Vestas Wind Systems | 0.12% |
| Super Micro Computer | 0.12% |
| Baloise Holding Ag | 0.12% |
| Illinois Tool Inc | 0.12% |
| First Solar Inc | 0.12% |
| Kenvue Inc | 0.12% |
| Deere | 0.12% |
| Becton Dickinson | 0.12% |
| Siemens N Ag | 0.12% |
| Gilead Sciences Inc | 0.11% |
| Hartford Financial Services Group | 0.11% |
| Unicredit | 0.11% |
| Vinci Sa | 0.11% |
| Cummins Inc | 0.11% |
| Novozymes B | 0.11% |
| Marsh & McLennan Inc | 0.11% |
| Glaxosmithkline | 0.11% |
| Intact Financial Corp | 0.11% |
| Pepsico Inc | 0.11% |
| Fujifilm Holdings Corp | 0.11% |
| Samsung Electronics Ltd | 0.11% |
| Regeneron Pharmaceuticals Inc | 0.11% |
| West Japan Railway | 0.11% |
| Verizon Communications Inc | 0.11% |
| Vertex Pharmaceuticals Inc | 0.11% |
| Capitaland Integrated Commercial T | 0.11% |
| Kla Corp | 0.11% |
| Travelers Companies Inc | 0.10% |
| Elevance Health Inc | 0.10% |
| Micron Technology Inc | 0.10% |
| Zurich Insurance Group Ag | 0.10% |
| Uber Technologies Inc | 0.10% |
| United Rentals Inc | 0.10% |
| Industria De Diseno Textil Inditex | 0.10% |
| Morgan Stanley | 0.10% |
| Royal Bank Of Canada | 0.10% |
| Barclays Plc | 0.10% |
| Amphenol Corp Class A | 0.10% |
| Keyence Corp | 0.10% |
| Ww Grainger Inc | 0.10% |
| Mitsubishi Ufj Financial Group Inc | 0.10% |
| AUDNZD Maturing 29/10/2024 (BZL NZ) | 0.10% |
| Haleon Plc | 0.10% |
| Banco Santander Sa | 0.10% |
| Arch Capital Group Ltd | 0.10% |
| Autodesk Inc | 0.10% |
| Goldman Sachs Group Inc | 0.10% |
| Redeia Corporacion Sa | 0.10% |
| Akzo Nobel Nv | 0.10% |
| Aia Group Ltd | 0.10% |
| Roper Technologies Inc | 0.10% |
| Hitachi Ltd | 0.09% |
| Sun Life Financial Inc | 0.09% |
| F5 Inc | 0.09% |

| Asset Class & Holdings | % of fund net assets |
|---|----------------------|
| International equities (continued) | |
| Palo Alto Networks Inc | 0.09% |
| Diageo Plc | 0.09% |
| Contemporary Amperex Technology Lt | 0.09% |
| Te Connectivity Ltd | 0.09% |
| Tokio Marine Holdings Inc | 0.09% |
| Skanska B | 0.09% |
| Skandinaviska Enskilda Banken | 0.09% |
| Pentair | 0.09% |
| Nec Corp | 0.09% |
| Union Pacific Corp | 0.09% |
| Kingspan Group Plc | 0.09% |
| Relx Plc | 0.09% |
| Oreilly Automotive Inc | 0.09% |
| Fortive Corp | 0.09% |
| Partners Group Holding Ag | 0.09% |
| Fiserv Inc | 0.09% |
| Bank Of New York Mellon Corp | 0.09% |
| Rockwell Automation Inc | 0.09% |
| Cme Group Inc Class A | 0.09% |
| Dollarama Inc | 0.08% |
| Loreal Sa | 0.08% |
| Moodys Corp | 0.08% |
| Intercontinental Exchange Inc | 0.08% |
| Reliance Steel & Aluminum | 0.08% |
| Recruit Holdings Ltd | 0.08% |
| Bnp Paribas Sa | 0.08% |
| Shopify Subordinate Voting Inc Cla | 0.08% |
| Tdk Corp | 0.08% |
| Wartsila | 0.08% |
| Meituan | 0.08% |
| Thomson Reuters Corp | 0.08% |
| Samsung Sdi Ltd | 0.08% |
| At&T Inc | 0.08% |
| Starbucks Corp | 0.08% |
| Ameriprise Finance Inc | 0.08% |
| Arista Networks Inc | 0.08% |
| Aviva Plc | 0.08% |
| Stantec Inc | 0.08% |
| Intesa Sanpaolo | 0.08% |
| Fanuc Corp | 0.08% |
| Nucor Corp | 0.08% |
| Arthur J Gallagher | 0.08% |
| Lam Research Corp | 0.08% |
| Yokogawa Electric Corp | 0.08% |
| Paccar Inc | 0.08% |
| Ebay Inc | 0.08% |
| American Tower Reit Corp | 0.07% |
| Element Fleet Management Corp | 0.07% |
| Byd Ltd H | 0.07% |
| Brown Forman Corp Class B | 0.07% |
| Ge Vernova Inc | 0.07% |
| Fast Retailing Ltd | 0.07% |
| Charles Schwab Corp | 0.07% |
| Cdw Corp | 0.07% |
| Nike Inc Class B | 0.07% |
| Cintas Corp | 0.07% |
| Swiss Prime Site Ag | 0.07% |
| Wr Berkley Corp | 0.07% |
| Keurig Dr Pepper Inc | 0.07% |
| Hewlett Packard Enterprise | 0.07% |
| Sampo Class A | 0.07% |
| Daiichi Sankyo Ltd | 0.07% |
| Church And Dwight Inc | 0.07% |
| Tmx Group Ltd | 0.07% |
| Banco Bilbao Vizcaya Argentaria Sa | 0.07% |
| Kubota Corp | 0.07% |
| Steel Dynamics Inc | 0.07% |
| Fujitsu Ltd | 0.07% |

| Asset Class & Holdings | % of fund net assets |
|---|----------------------|
| International equities (continued) | |
| Essex Property Trust Reit Inc | 0.07% |
| Edp Renovaveis Sa | 0.07% |
| Svenska Handelsbanken-A Shs | 0.07% |
| Simon Property Group Reit Inc | 0.07% |
| Verbund Ag | 0.07% |
| Lg Energy Solution Ltd | 0.07% |
| Enphase Energy Inc | 0.07% |
| Mercadolibre Inc | 0.07% |
| Murata Manufacturing Ltd | 0.07% |
| Ing Groep Nv | 0.07% |
| Palantir Technologies Inc Class A | 0.07% |
| Omron Corp | 0.07% |
| Ubs Group Ag | 0.07% |
| Essilorluxottica Sa | 0.07% |
| Alstom Sa | 0.07% |
| Dassault Systemes | 0.07% |
| Howmet Aerospace Inc | 0.07% |
| Cgi Inc Class A | 0.07% |
| Agilent Technologies Inc | 0.06% |
| Autozone Inc | 0.06% |
| Li Auto Class A Inc | 0.06% |
| General Mills Inc | 0.06% |
| Target Corp | 0.06% |
| Iqvia Holdings Inc | 0.06% |
| Chugai Pharmaceutical Ltd | 0.06% |
| Willis Towers Watson Plc | 0.06% |
| Colgate-Palmolive | 0.06% |
| Realty Income Reit Corp | 0.06% |
| Knorr Bremse Ag | 0.06% |
| Juniper Networks Inc | 0.06% |
| Paypal Holdings Inc | 0.06% |
| Tokyo Electron Ltd | 0.06% |
| Agnico Eagle Mines Ltd | 0.06% |
| Kkr And Co Inc | 0.06% |
| Klepierre Reit Sa | 0.06% |
| Rockwool International B | 0.06% |
| Kimberly Clark Corp | 0.06% |
| Delta Electronics Inc | 0.06% |
| Ppg Industries Inc | 0.06% |
| Linde Plc | 0.06% |
| Mckesson Corp | 0.06% |
| Byd Ltd A | 0.06% |
| Constellation Brands Inc Class A | 0.06% |
| Kesko Class B | 0.06% |
| Welltower Inc | 0.06% |
| Softbank Group Corp | 0.06% |
| Ge Healthcare Technologies Inc | 0.06% |
| Prosus Nv Class N | 0.06% |
| Cvs Health Corp | 0.06% |
| Brown & Brown Inc | 0.06% |
| Trimble Inc | 0.06% |
| Prologis Reit Inc | 0.05% |
| Cincinnati Financial Corp | 0.05% |
| Cadence Design Systems Inc | 0.05% |
| Marvell Technology Inc | 0.05% |
| Nxp Semiconductors Nv | 0.05% |
| Crown Castle Inc | 0.05% |
| Erie Indemnity Class A | 0.05% |
| Hubbell Inc | 0.05% |
| Ross Stores Inc | 0.05% |
| Bank Central Asia | 0.05% |
| Paychex Inc | 0.05% |
| Monster Beverage Corp | 0.05% |
| Rpm International Inc | 0.05% |
| Ametek Inc | 0.05% |
| Keisei Electric Railway Ltd | 0.05% |
| Mtr Corporation Corp Ltd | 0.05% |
| Kyocera Corp | 0.05% |

| Asset Class & Holdings | % of fund net assets |
|---|----------------------|
| International equities (continued) | |
| Unilever Plc | 0.05% |
| Capitaland Ascendas Reit | 0.05% |
| Hca Healthcare Inc | 0.05% |
| Ivanhoe Mines Ltd Class A | 0.05% |
| Synopsys Inc | 0.05% |
| T Rowe Price Group Inc | 0.05% |
| Mettler Toledo Inc | 0.05% |
| Allianz | 0.05% |
| Chipotle Mexican Grill Inc | 0.05% |
| Gecina Sa | 0.05% |
| Csx Corp | 0.05% |
| Hong Kong Exchanges And Clearing L | 0.05% |
| Cbre Group Inc Class A | 0.05% |
| Ilex Corp | 0.05% |
| Gjensidige Forsikring | 0.05% |
| Gartner Inc | 0.05% |
| Hoya Corp | 0.05% |
| London Stock Exchange Group Plc | 0.05% |
| Nn Group Nv | 0.05% |
| Fox Corp Class B | 0.05% |
| Johnson Controls International Plc | 0.05% |
| American Financial Group Inc | 0.05% |
| Japan Exchange Group Inc | 0.05% |
| Clorox | 0.05% |
| Yaskawa Electric Corp | 0.05% |
| Swisscom Ag | 0.05% |
| Nvr Inc | 0.05% |
| Mccormick & Co Non-Voting Inc | 0.05% |
| Elia Group Sa | 0.05% |
| United Parcel Service Inc Class B | 0.05% |
| Regions Financial Corp | 0.04% |
| Shin Etsu Chemical Ltd | 0.04% |
| Shizuoka Financial Group Inc | 0.04% |
| Public Storage Reit | 0.04% |
| Fortinet Inc | 0.04% |
| Ferguson Enterprises Inc | 0.04% |
| Idexx Laboratories Inc | 0.04% |
| Blackrock Inc | 0.04% |
| Transdigm Group Inc | 0.04% |
| Helvetia Holding Ag | 0.04% |
| Waters Corp | 0.04% |
| West Pharmaceutical Services Inc | 0.04% |
| Hershey Foods | 0.04% |
| Natwest Group Plc | 0.04% |
| Southern Copper Corp | 0.04% |
| Toromont Industries Ltd | 0.04% |
| Vici Pptys Inc | 0.04% |
| Finco Bank Banca Finco | 0.04% |
| Brookfield Asset Management Voting | 0.04% |
| Swiss Life Holding Ag | 0.04% |
| Allstate Corp | 0.04% |
| Nintendo Ltd | 0.04% |
| Sysco Corp | 0.04% |
| Waste Management Inc | 0.04% |
| Fair Isaac Corp | 0.04% |
| Pernod Ricard Sa | 0.04% |
| NZDCAD Maturing 29/10/2024 (BZL NZ) | 0.04% |
| Seiko Epson Corp | 0.04% |
| Rogers Communications Non-Voting I | 0.04% |
| Bunzl | 0.04% |
| Mondelez International Inc Class A | 0.04% |
| Canon Inc | 0.04% |
| Voltronic Power Technology Corp | 0.04% |
| Gamuda | 0.04% |
| Antofagasta Plc | 0.04% |
| Cigna | 0.04% |
| Pdd Holdings Ads Inc | 0.04% |
| Verisk Analytics Inc | 0.04% |

| Asset Class & Holdings | % of fund net assets |
|---|----------------------|
| International equities (continued) | |
| Markel Group Inc | 0.04% |
| Vonovia Se | 0.04% |
| Deutsche Bank Ag | 0.04% |
| Aena Sme Sa | 0.04% |
| Crowdstrike Holdings Inc Class A | 0.04% |
| Garmin Ltd | 0.04% |
| Broadridge Financial Solutions Inc | 0.04% |
| Us Bancorp | 0.04% |
| Covivio Sa | 0.04% |
| Berkeley Group Holdings (The) Plc | 0.04% |
| Experian Plc | 0.04% |
| Axon Enterprise Inc | 0.04% |
| Amadeus It Group Sa | 0.04% |
| Kimco Realty Reit Corp | 0.04% |
| Fidelity National Information Serv | 0.04% |
| Warehouses De Pauw Nv | 0.04% |
| Daikin Industries Ltd | 0.04% |
| Restaurants Brands International I | 0.04% |
| Airbnb Inc Class A | 0.04% |
| Edwards Lifesciences Corp | 0.04% |
| Doordash Inc Class A | 0.04% |
| Martin Marietta Materials Inc | 0.04% |
| Sekisui Chemical Ltd | 0.04% |
| Sumitomo Mitsui Financial Group In | 0.04% |
| Cameco Corp | 0.04% |
| Cardinal Health Inc | 0.04% |
| Electronic Arts Inc | 0.04% |
| Newmont | 0.04% |
| Humana Inc | 0.04% |
| Nordson Corp | 0.04% |
| Komatsu Ltd | 0.04% |
| Henderson Land Development Ltd | 0.04% |
| Norfolk Southern Corp | 0.04% |
| Kghm Polska Miedz Sa | 0.04% |
| Ucb Sa | 0.04% |
| Ashtead Group Plc | 0.04% |
| Acciona Sa | 0.04% |
| Prudential Plc | 0.04% |
| Archer Daniels Midland | 0.04% |
| Tryg | 0.04% |
| Reckitt Benckiser Group Plc | 0.04% |
| Mediatek Inc | 0.03% |
| Netapp Inc | 0.03% |
| Copart Inc | 0.03% |
| Healthpeak Properties Inc | 0.03% |
| Hologic Inc | 0.03% |
| Discover Financial Services | 0.03% |
| Beijing-Shanghai High Speed Railwa | 0.03% |
| Next Plc | 0.03% |
| Allegion Plc | 0.03% |
| Igm Financial Inc | 0.03% |
| Otis Worldwide Corp | 0.03% |
| Astellas Pharma Inc | 0.03% |
| Vulcan Materials | 0.03% |
| Japan Real Estate Investment Trust | 0.03% |
| Citigroup Inc | 0.03% |
| Xinyi Solar Holdings Ltd | 0.03% |
| Acs Actividades De Construccion Y | 0.03% |
| Tis Inc | 0.03% |
| Deutsche Boerse Ag | 0.03% |
| Albemarle Corp | 0.03% |
| Nippon Building Fund Reit Inc | 0.03% |
| Standard Chartered Plc | 0.03% |
| Getlink | 0.03% |
| Lundbergforetagen Class B | 0.03% |
| Constellation Software Inc | 0.03% |
| Stanley Black & Decker Inc | 0.03% |
| Bce Inc | 0.03% |

| Asset Class & Holdings | % of fund net assets |
|---|----------------------|
| International equities (continued) | |
| Trip.Com Group Ltd | 0.03% |
| Bouygues Sa | 0.03% |
| Mitsubishi Corp | 0.03% |
| Kraft Heinz | 0.03% |
| Gen Digital Inc | 0.03% |
| Graco Inc | 0.03% |
| Hermes International | 0.03% |
| Ch Robinson Worldwide Inc | 0.03% |
| Nasdaq Inc | 0.03% |
| Jm Smucker | 0.03% |
| Henry Schein Inc | 0.03% |
| Builders Firstsource Inc | 0.03% |
| Firstservice Subordinate Voting Co | 0.03% |
| Carlisle Companies Inc | 0.03% |
| Olympus Corp | 0.03% |
| Itochu Corp | 0.03% |
| Kellanova | 0.03% |
| Tim Sa | 0.03% |
| Wolters Kluwer Nv | 0.03% |
| Lkq Corp | 0.03% |
| Sk Hynix Inc | 0.03% |
| Trade Desk Inc Class A | 0.03% |
| Capital One Financial Corp | 0.03% |
| Cia Paranaense De Energia Copel Pr | 0.03% |
| Lonza Group Ag | 0.03% |
| Scb X Public Company Limited Non-V | 0.03% |
| Biogen Inc | 0.03% |
| Nio Class A Inc | 0.03% |
| Franklin Resources Inc | 0.03% |
| Yum Brands Inc | 0.03% |
| Avalonbay Communities Reit Inc | 0.03% |
| M&T Bank Corp | 0.03% |
| Molson Coors Brewing Class B | 0.03% |
| Corpay Inc | 0.03% |
| Bb Seguridade Sa | 0.03% |
| GBPZD Maturing 29/10/2024 (BZL NZ) | 0.03% |
| Hormel Foods Corp | 0.03% |
| Netease Inc | 0.03% |
| Air Products And Chemicals Inc | 0.03% |
| Aon Plc Class A | 0.03% |
| Xpeng Class A Inc | 0.03% |
| Swedbank | 0.03% |
| Pzu Sa | 0.03% |
| A O Smith Corp | 0.03% |
| Amcor Plc | 0.03% |
| Dell Technologies Inc Class C | 0.03% |
| Federal Realty Investment Trust Re | 0.03% |
| Lotus Bakeries Nv | 0.03% |
| W. P. Carey Reit Inc | 0.03% |
| Westinghouse Air Brake Technologie | 0.03% |
| Owens Corning | 0.03% |
| Zimmer Biomet Holdings Inc | 0.03% |
| Delta Electronics (Thailand) Non-V | 0.03% |
| Estee Lauder Inc Class A | 0.03% |
| Dover Corp | 0.03% |
| Quebecor Inc Class B | 0.03% |
| Expeditors International Of Washin | 0.03% |
| Fibra Uno Administracion Reit Sa | 0.03% |
| Banco Bpm | 0.03% |
| T Mobile Us Inc | 0.03% |
| Ecolab Inc | 0.03% |
| Liberty Media Formula One Corp Ser | 0.03% |
| Powszechna Kasa Oszczednosci Bank | 0.03% |
| American International Group Inc | 0.03% |
| Bc Vaud N | 0.03% |
| Industrivarden A | 0.03% |
| Taiwan High Speed Rail Corp | 0.03% |
| Genuine Parts | 0.03% |

| Asset Class & Holdings | % of fund net assets |
|---|----------------------|
| International equities (continued) | |
| Ulta Beauty Inc | 0.03% |
| Royalty Pharma Plc Class A | 0.03% |
| Charter Communications Inc Class A | 0.03% |
| Oriental Land Ltd | 0.03% |
| Microchip Technology Inc | 0.03% |
| Dupont De Nemours Inc | 0.03% |
| Cencora Inc | 0.03% |
| Equifax Inc | 0.02% |
| Pnc Financial Services Group Inc | 0.02% |
| Ia Financial Inc | 0.02% |
| Lennar A Corp Class A | 0.02% |
| Carrier Global Corp | 0.02% |
| Caixabank Sa | 0.02% |
| Zoom Video Communications Inc Clas | 0.02% |
| Rio Tinto Plc | 0.02% |
| Nibe Industrier Class B | 0.02% |
| Veeva Systems Inc Class A | 0.02% |
| Watsco Inc | 0.02% |
| D R Horton Inc | 0.02% |
| Zhuzhou Crrc Times Electric Ltd H | 0.02% |
| Extra Space Storage Reit Inc | 0.02% |
| Kweichow Moutai Ltd A | 0.02% |
| Universal Music Group Nv | 0.02% |
| Workday Inc Class A | 0.02% |
| Avantest Corp | 0.02% |
| Budimex Sa | 0.02% |
| Danske Bank | 0.02% |
| Avantor Inc | 0.02% |
| Everest Group Ltd | 0.02% |
| Admiral Group Plc | 0.02% |
| Kingdee Int L Software Group Ltd | 0.02% |
| Snap On Inc | 0.02% |
| Dexcom Inc | 0.02% |
| Mizuho Financial Group Inc | 0.02% |
| Power Corporation Of Canada | 0.02% |
| Bangkok Expressway And Metro Pcl N | 0.02% |
| Disco Corp | 0.02% |
| Intouch Holdings Non-Voting Dr Pcl | 0.02% |
| Legrand Sa | 0.02% |
| Societe Generale Sa | 0.02% |
| Nari Technology Ltd A | 0.02% |
| Kddi Corp | 0.02% |
| Taylor Wimpey Plc | 0.02% |
| Tele2 B | 0.02% |
| Nippon Prologis Reit Inc | 0.02% |
| Kbc Groep | 0.02% |
| China Overseas Land Investment Ltd | 0.02% |
| Old Dominion Freight Line Inc | 0.02% |
| Compass Group Plc | 0.02% |
| Northern Trust Corp | 0.02% |
| Honda Motor Ltd | 0.02% |
| Godaddy Inc Class A | 0.02% |
| Informa Plc | 0.02% |
| Takeda Pharmaceutical Ltd | 0.02% |
| Promotora Y Operadora De Infraestr | 0.02% |
| Ptc Inc | 0.02% |
| Sungrow Power Supply Ltd A | 0.02% |
| Alcon Ag | 0.02% |
| Asahi Group Holdings Ltd | 0.02% |
| Givaudan Sa | 0.02% |
| Credit Agricole Sa | 0.02% |
| Keysight Technologies Inc | 0.02% |
| Emcor Group Inc | 0.02% |
| Solventum Corp | 0.02% |
| Boliden | 0.02% |
| Fedex Corp | 0.02% |
| Companhia Concessionoes Rodoviaras S | 0.02% |
| Commerzbank Ag | 0.02% |

| Asset Class & Holdings | % of fund net assets |
|---|----------------------|
| International equities (continued) | |
| Exelon Corp | 0.02% |
| Dnb Bank | 0.02% |
| Westlake Corp | 0.02% |
| Chocoladefabriken Lindt & Spruengl | 0.02% |
| Omnicom Group Inc | 0.02% |
| Labcorp Holdings Inc | 0.02% |
| Microstrategy Inc Class A | 0.02% |
| Iron Mountain Inc | 0.02% |
| Erste Group Bank Ag | 0.02% |
| Engie Brasil Energia Sa | 0.02% |
| Veralto Corp | 0.02% |
| Aptiv Plc | 0.02% |
| Grupo Aeroportuario Del Sureste B | 0.02% |
| Coway Ltd | 0.02% |
| Localiza Rent A Car Sa | 0.02% |
| Yuhan Corp | 0.02% |
| Mitsubishi Estate Co Ltd | 0.02% |
| Revvity Inc | 0.02% |
| Beijing Enterprises Water Group Lt | 0.02% |
| China Three Gorges Renewables(Grou | 0.02% |
| Bank Pekao Sa | 0.02% |
| Atlassian Corp Class A | 0.02% |
| Exor Nv | 0.02% |
| Block Inc Class A | 0.02% |
| Nh Investment & Securities Ltd | 0.02% |
| Pool Corp | 0.02% |
| B3 Brasil Bolsa Balcao Sa | 0.02% |
| Sandoz Group Ag | 0.02% |
| Rollins Inc | 0.02% |
| Cpfl Energia Sa | 0.02% |
| Shionogi Ltd | 0.02% |
| Cognizant Technology Solutions Cor | 0.02% |
| Softbank Corp | 0.02% |
| Smc (Japan) Corp | 0.02% |
| Invitation Homes Inc | 0.02% |
| Jack Henry And Associates Inc | 0.02% |
| Verisign Inc | 0.02% |
| Singapore Exchange Ltd | 0.02% |
| Cmoc Group Ltd | 0.02% |
| Zillow Group Inc Class C | 0.02% |
| Open Text Corp | 0.02% |
| Wiwynn Corporation Corp | 0.02% |
| Krungthai Card Non-Voting Dr Pcl | 0.02% |
| Adyen Nv | 0.02% |
| Roblox Corp Class A | 0.02% |
| Ono Pharmaceutical Ltd | 0.02% |
| Ingersoll Rand Inc | 0.02% |
| Lululemon Athletica Inc | 0.02% |
| Vertiv Holdings Class A | 0.02% |
| American Homes Rent Reit Class A | 0.02% |
| Global Payments Inc | 0.02% |
| Terumo Corp | 0.02% |
| Ansys Inc | 0.02% |
| Orix Corp | 0.02% |
| Meritz Financial Group Inc | 0.02% |
| Kinross Gold Corp | 0.02% |
| Moderna Inc | 0.02% |
| Tradeweb Markets Inc Class A | 0.02% |
| Alnylam Pharmaceuticals Inc | 0.02% |
| Jumbo Sa | 0.02% |
| Lennox International Inc | 0.02% |
| Insulet Corp | 0.02% |
| Costar Group Inc | 0.02% |
| Bxp Inc | 0.02% |
| Epiroc Class B | 0.02% |
| Teradyne Inc | 0.02% |
| Coinbase Global Inc Class A | 0.02% |
| Monolithic Power Systems Inc | 0.02% |

| Asset Class & Holdings | % of fund net assets |
|---|----------------------|
| International equities (continued) | |
| Longi Green Energy Technology Ltd | 0.02% |
| Corteva Inc | 0.02% |
| Bio Techne Corp | 0.02% |
| U Haul Non Voting Series N | 0.02% |
| Hilton Worldwide Holdings Inc | 0.02% |
| Yadea Group Holdings Ltd | 0.02% |
| Airports Of Thailand Non-Voting Dr | 0.02% |
| Hanwha Solutions Corp | 0.02% |
| Nidec Corp | 0.02% |
| Dieteren (D) Sa | 0.02% |
| Recordati Industria Chimica E Farm | 0.01% |
| Anheuser-Busch Inbev Sa | 0.01% |
| Sompo Holdings Inc | 0.01% |
| Geberit Ag | 0.01% |
| Orion Class B | 0.01% |
| Sba Communications Reit Corp Class | 0.01% |
| Zhejiang Expressway Ltd H | 0.01% |
| Raia Drogasil | 0.01% |
| Argenx | 0.01% |
| Bayer Ag | 0.01% |
| Merck | 0.01% |
| Ms&Ad Insurance Group Holdings Inc | 0.01% |
| Nippon Telegraph And Telephone Cor | 0.01% |
| Loblaw Companies Ltd | 0.01% |
| Hikari Tsushin Inc | 0.01% |
| Samsung Life Ltd | 0.01% |
| Wuliangye Yibin Ltd A | 0.01% |
| Lundin Mining Corp | 0.01% |
| Renesas Electronics Corp | 0.01% |
| Factset Research Systems Inc | 0.01% |
| Coloplast B | 0.01% |
| Sika Ag | 0.01% |
| Dollar Tree Inc | 0.01% |
| Illumina Inc | 0.01% |
| Gree Electric Appliances Inc Of Zh | 0.01% |
| Denso Corp | 0.01% |
| Smith And Nephew Plc | 0.01% |
| Cboe Global Markets Inc | 0.01% |
| Grupo Aeroportuario Del Pacifico | 0.01% |
| Fairfax Financial Holdings Sub Vot | 0.01% |
| Siemens Healthineers Ag | 0.01% |
| Persimmon Plc | 0.01% |
| Sichuan Chuantou Energy Ltd A | 0.01% |
| Sumitomo Metal Mining Ltd | 0.01% |
| Tetra Tech Inc | 0.01% |
| Walmart De Mexico V | 0.01% |
| Banco De Sabadell Sa | 0.01% |
| Great West Lifeco Inc | 0.01% |
| Topbuild Corp | 0.01% |
| Banco Del Bajio Institucion De Ban | 0.01% |
| Burlington Stores Inc | 0.01% |
| Schindler Holding Ag | 0.01% |
| Marketaxess Holdings Inc | 0.01% |
| Grupo Mexico B | 0.01% |
| NZDCHF Maturing 29/10/2024 (BZL NZ) | 0.01% |
| Raymond James Inc | 0.01% |
| Bank Of Ireland Group Plc | 0.01% |
| Datadog Inc Class A | 0.01% |
| Naver Corp | 0.01% |
| Qiagen Nv | 0.01% |
| Travelsky Technology Ltd H | 0.01% |
| Align Technology Inc | 0.01% |
| Anglo American Plc | 0.01% |
| Santander Bank Polska Sa | 0.01% |
| Barratt Developments | 0.01% |
| Advanced Drainage Systems Inc | 0.01% |
| Crrc Corp Ltd H | 0.01% |
| Baidu Class A Inc | 0.01% |

| Asset Class & Holdings | % of fund net assets |
|---|----------------------|
| International equities (continued) | |
| Kao Corp | 0.01% |
| Bentley Systems Inc Class B | 0.01% |
| Toro | 0.01% |
| Nomura Research Institute Ltd | 0.01% |
| Lincoln Electric Holdings Inc | 0.01% |
| Centene Corp | 0.01% |
| Hp Inc | 0.01% |
| Azrieli Group Ltd | 0.01% |
| Nice Ltd | 0.01% |
| Toast Inc Class A | 0.01% |
| Mitsui Fudosan Ltd | 0.01% |
| Atlas Copco Class A | 0.01% |
| Epam Systems Inc | 0.01% |
| Conagra Brands Inc | 0.01% |
| Otsuka Holdings Ltd | 0.01% |
| Tutor Perini Corp | 0.01% |
| On Semiconductor Corp | 0.01% |
| Regal Rexnord Corp | 0.01% |
| Ecopro Bm Ltd | 0.01% |
| Daifuku Ltd | 0.01% |
| Amman Mineral Internasional | 0.01% |
| Abn Amro Bank Nv | 0.01% |
| Hotai Motor Ltd | 0.01% |
| Ss And C Technologies Holdings Inc | 0.01% |
| Weg Sa | 0.01% |
| China International Capital Corp L | 0.01% |
| Aib Group Plc | 0.01% |
| Accton Technology Corp | 0.01% |
| Matsukiyokara | 0.01% |
| Shimano Inc | 0.01% |
| Rentokil Initial Plc | 0.01% |
| Grab Holdings Ltd Class A | 0.01% |
| Baxter International Inc | 0.01% |
| Tongwei Ltd A | 0.01% |
| Cosmoam&T Ltd | 0.01% |
| Eisai Ltd | 0.01% |
| Koninklijke Philips Nv | 0.01% |
| Sumitomo Corp | 0.01% |
| Samsung Biologics Ltd | 0.01% |
| Kering Sa | 0.01% |
| Rb Global Inc | 0.01% |
| Dai-ichi Life Holdings Inc | 0.01% |
| Sendas Distribuidora Sa | 0.01% |
| Ventas Reit Inc | 0.01% |
| Pop Mart International Group Ltd | 0.01% |
| Bridgestone Corp | 0.01% |
| Amorepacific Corp | 0.01% |
| Hypermarcas Sa | 0.01% |
| Turkcell Iletisim Hizmetleri A | 0.01% |
| Ajinomoto Inc | 0.01% |
| Pan Pacific International Holdings | 0.01% |
| Coca Cola Europacific Partners Plc | 0.01% |
| Eagle Materials Inc | 0.01% |
| Bim Birlesik Magazalar A | 0.01% |
| Obic Ltd | 0.01% |
| Aeon Ltd | 0.01% |
| Jd Health International Inc | 0.01% |
| Panasonic Holdings Corp | 0.01% |
| Hubspot Inc | 0.01% |
| Orkla | 0.01% |
| Crane | 0.01% |
| Campbell Soup | 0.01% |
| Davide Campari Milano Nv | 0.01% |
| Chailease Holding Ltd | 0.01% |
| Tractor Supply | 0.01% |
| Nippon Steel Corp | 0.01% |
| China Resources Microelectronics L | 0.01% |
| Lasertec Corp | 0.01% |

| Asset Class & Holdings | % of fund net assets |
|---|----------------------|
| International equities (continued) | |
| Advanced Micro-Fabrication Equipme | 0.01% |
| Wesco International Inc | 0.01% |
| Rbc Bearings Inc | 0.01% |
| Genting Singapore Ltd | 0.01% |
| Alibaba Health Information Tech Lt | 0.01% |
| Acuity Brands Inc | 0.01% |
| L&F Ltd | 0.01% |
| Oracle Japan Corp | 0.01% |
| Tyler Technologies Inc | 0.01% |
| Dsm Firmenich Ag | 0.01% |
| Zozo Inc | 0.01% |
| China Feihe Ltd | 0.01% |
| Systemex Corp | 0.01% |
| Badger Meter Inc | 0.01% |
| Catalent Inc | 0.01% |
| Cloudflare Inc Class A | 0.01% |
| Prologis Property Mexico Reit Sa | 0.01% |
| Ati Inc | 0.01% |
| Teva Pharmaceutical Industries Adr | 0.01% |
| Sk Biopharmaceuticals Ltd | 0.01% |
| Charles River Laboratories Interna | 0.01% |
| Take Two Interactive Software Inc | 0.01% |
| Mueller Industries Inc | 0.01% |
| Straumann Holding Ag | 0.01% |
| Allegro Sa | 0.01% |
| Xiaomi Corp | 0.01% |
| China Ruyi Holdings Ltd | 0.01% |
| Japan Post Holdings Ltd | 0.01% |
| Argan Inc | 0.01% |
| Shenzhen Inovance Technology Ltd A | 0.01% |
| Dsv | 0.01% |
| Ecopro Ltd | 0.01% |
| Yapi Ve Kredi Bankasi A | 0.01% |
| Qinghai Salt Lake Industry Ltd A | 0.01% |
| Halma Plc | 0.01% |
| Ipsen Sa | 0.01% |
| Teleflex Inc | 0.01% |
| Miniso Group Holding Ltd | 0.01% |
| Annaly Capital Management Reit Inc | 0.01% |
| Western Digital Corp | 0.01% |
| Dollar General Corp | 0.01% |
| United States Lime And Minerals In | 0.01% |
| Hamamatsu Photonics | 0.01% |
| Sumitomo Mitsui Trust Group Inc | 0.01% |
| Amplifon | 0.01% |
| Jinko Solar Ltd A | 0.01% |
| Louisiana Pacific Corp | 0.01% |
| Shandong Weigao Gp Medical Polymer | 0.01% |
| Unicharm Corp | 0.01% |
| Nomura Holdings Inc | 0.01% |
| Us Steel Corp | 0.01% |
| Applavin Corp Class A | 0.01% |
| Seagate Technology Holdings Plc | 0.01% |
| Carpenter Technology Corp | 0.01% |
| Rohm Ltd | 0.01% |
| Shanghai Baosight Software Ltd A | 0.01% |
| Daiwa House Industry Ltd | 0.01% |
| Super Micro Computer Inc | 0.01% |
| Steris | 0.01% |
| Eurofins Scientific | 0.01% |
| Wynn Resorts Ltd | 0.01% |
| Topsports International Holdings L | 0.01% |
| Sterling Infrastructure Inc | 0.01% |
| Eastroc Beverage (Group) Ltd A | 0.01% |
| Alcoa Corp | 0.01% |
| Mongodb Inc Class A | 0.01% |
| Sekisui House Ltd | 0.01% |
| Nippon Yusen | 0.01% |

| Asset Class & Holdings | % of fund net assets |
|---|----------------------|
| International equities (continued) | |
| Genmab | 0.01% |
| Jiangsu Expressway Ltd H | 0.01% |
| Deckers Outdoor Corp | 0.01% |
| Resona Holdings Inc | 0.01% |
| Spx Technologies Inc | 0.01% |
| Sonova Holding Ag | 0.01% |
| M3 Inc | 0.01% |
| Advantech Ltd | 0.01% |
| Williams Sonoma Inc | 0.01% |
| Makita Corp | 0.01% |
| Japan Post Bank Ltd | 0.01% |
| Bankinter Sa | 0.01% |
| Suzano Sa | 0.01% |
| Bio Rad Laboratories Inc Class A | 0.01% |
| Pinterest Inc Class A | 0.01% |
| United Therapeutics Corp | 0.01% |
| Ford Motor Co | 0.01% |
| Kone | 0.01% |
| Nongfu Spring Ltd H | 0.01% |
| Kobe Bussan Ltd | 0.01% |
| Fresenius Se And Co Kгаа | 0.01% |
| Vodafone Group Plc | 0.01% |
| Kuaishou Technology | 0.01% |
| Exponent Inc | 0.01% |
| Heico Corp Class A | 0.01% |
| Valmont Inds Inc | 0.01% |
| Draftkings Inc Class A | 0.01% |
| Manhattan Associates Inc | 0.01% |
| Cooper Inc | 0.01% |
| Equity Residential Reit | 0.01% |
| Turkiye Is Bankasi C | 0.01% |
| Mmg Ltd | 0.01% |
| Secom Ltd | 0.01% |
| Cleveland Cliffs Inc | 0.01% |
| Granite Construction Inc | 0.01% |
| Bawag Group Ag | 0.01% |
| Nokia | 0.01% |
| Commercial Metals | 0.01% |
| Largan Precision Ltd | 0.01% |
| Transunion | 0.01% |
| Schroders Plc | 0.01% |
| Sk Square Ltd | 0.01% |
| Zebra Technologies Corp Class A | 0.01% |
| Sanan Optoelectronics Ltd A | 0.01% |
| Hanjin Kal | 0.01% |
| Nexi | 0.01% |
| Construction Partners Inc Class A | 0.01% |
| China Merchants Expressway Network | 0.01% |
| Yunnan Baiyao Group Ltd A | 0.01% |
| Roche Holding Ag | 0.01% |
| Zurn Elkay Water Solutions Corp | 0.01% |
| Nitori Holdings Ltd | 0.01% |
| Akamai Technologies Inc | 0.01% |
| Asics Corp | 0.01% |
| Nitto Denko Corp | 0.01% |
| Banca Monte Dei Paschi Di Siena Sp | 0.01% |
| Us Foods Holding Corp | 0.01% |
| Dycom Industries Inc | 0.01% |
| Akbank A | 0.01% |
| New Oriental Education & Technolog | 0.01% |
| Molina Healthcare Inc | 0.01% |
| Tyson Foods Inc Class A | 0.01% |
| Mediobanca Banca Di Credito Finanz | 0.01% |
| Bandai Namco Holdings Inc | 0.01% |
| Kakao Corp | 0.01% |
| Pure Storage Inc Class A | 0.01% |
| Zscaler Inc | 0.01% |
| Dicks Sporting Inc | 0.01% |

| Asset Class & Holdings | % of fund net assets |
|---|-------------------------|
| International equities (continued) | |
| Mueller Water Products Inc Series | 0.01% |
| Dxp Enterprises Inc | 0.01% |
| Entegris Inc | 0.01% |
| Legal And General Group Plc | 0.01% |
| Konami Group Corp | 0.01% |
| Edenred | 0.01% |
| Toyota Tsusho Corp | 0.01% |
| Guidewire Software Inc | 0.01% |
| Kirin Holdings Ltd | 0.01% |
| Knife River Corp | 0.01% |
| Bunge Global Sa | 0.01% |
| Euronext Nv | 0.01% |
| Masco Corp | 0.01% |
| Jiangsu Kings Luck Brewery Ltd A | 0.01% |
| Clariant Ag | 0.01% |
| Enchem Ltd | 0.01% |
| Yealink Network Technology Ltd A | 0.01% |
| The Swatch Group Ag | 0.01% |
| Ntt Data Group Corp | 0.01% |
| Techtronic Industries Ltd | 0.01% |
| Bper Banca | 0.01% |
| Picc Property And Casualty Ltd H | 0.01% |
| Intercontinental Hotels Group Plc | 0.01% |
| Summit Materials Inc Class A | 0.01% |
| Salmar | 0.01% |
| Tencent Music Entertainment Group | 0.01% |
| Skyworks Solutions Inc | 0.01% |
| Luzhou Lao Jiao Ltd A | 0.01% |
| Shanjin International Gold Ltd A | 0.01% |
| Investor Class B | 0.01% |
| Sumitomo Electric Industries Ltd | 0.01% |
| Novatek Microelectronics Corp | 0.01% |
| Nutanix Inc Class A | 0.01% |
| Shiseido Ltd | 0.01% |
| Jabil Inc | 0.01% |
| Subaru Corp | 0.01% |
| Arcosa Inc | 0.01% |
| Others | 0.81% |
| Total | 65.31% |
| Grand Total | 100% |

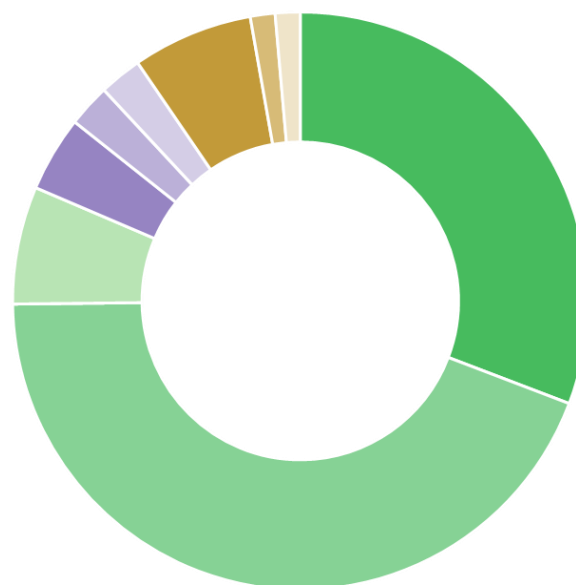
Aggressive Fund Holdings

As at 30 September 2024



| Asset Class & Holdings Region | % Portfolio |
|-------------------------------------|---------------|
| Cash and cash equivalents | |
| New Zealand | 5.44% |
| Other | 0.22% |
| Total | 5.66% |
| New Zealand fixed interest | |
| New Zealand | 3.49% |
| Total | 3.49% |
| International fixed interest | |
| North America | 3.63% |
| Japan | 0.44% |
| Europe | 0.94% |
| United Kingdom | 0.22% |
| Emerging Markets | 0.18% |
| Europe - Non EMU | 0.00% |
| New Zealand | 0.00% |
| Australia | 0.01% |
| Other Countries | 0.04% |
| Total | 5.46% |
| Australasian equities | |
| New Zealand | 20.44% |
| Australia | 6.64% |
| Total | 27.07% |
| International equities | |
| North America | 40.33% |
| Europe | 5.63% |
| Japan | 3.75% |
| Emerging Markets | 2.20% |
| United Kingdom | 2.16% |
| New Zealand | 1.41% |
| Europe - Non EMU | 1.38% |
| Other Countries | 1.35% |
| Australia | 0.09% |
| Total | 58.32% |
| Grand Total | 100% |

Regional Asset Class Allocation



| | |
|--------------------|--------|
| ■ New Zealand | 30.78% |
| ■ North America | 44.04% |
| ■ Europe | 6.59% |
| ■ Japan | 4.23% |
| ■ United Kingdom | 2.40% |
| ■ Emerging Markets | 2.39% |
| ■ Australia | 6.78% |
| ■ Europe - Non EMU | 1.39% |
| ■ Other Countries | 1.40% |

Notes:

- Fund holdings are current as at 30 September 2024. Future holdings may be different from those stated. Investments are managed in accordance with the MAS Investment Funds' SIPO, available on the MAS website at mas.co.nz/investmentfunds
- For holdings by region:
 - 'Other countries' includes any other region not named.
 - For Cash and cash equivalents, regions other than New Zealand have been grouped as 'Other'.
 - EMU is the European Economic and Monetary Union.
 - All holdings have been rounded to 2 decimal places, so the sum of holdings may not always total to 100.00%.
- For full holdings:
 - Holdings less than 0.01% have been grouped as 'Other'.
- Creditors are shown as negative holdings, which may include any currency hedging positions in place for the Fund.
- Medical Funds Management Limited is the issuer of the MAS Investment Funds. The PDS for the MAS Investment Funds is available on the MAS website at mas.co.nz/investmentfunds

| Asset Class & Holdings | % of fund net assets |
|---|----------------------|
| Cash and cash equivalents | |
| JBWere Premium Custody Call Account - NZD | 5.43% |
| USD Cash | 0.07% |
| JBWere Premium Custody Call Account - AUD | 0.04% |
| JPY Cash | 0.03% |
| GBP Cash | 0.02% |
| CAD Cash | 0.01% |
| EUR Cash | 0.01% |
| NZD Cash | 0.01% |
| SGDCash | 0.01% |
| HKD Cash | 0.01% |
| PLN Cash | 0.01% |
| Others | 0.03% |
| Total | 5.66% |

New Zealand fixed interest

| | |
|---|--------------|
| Bank of New Zealand 4.985% 07/06/2027 | 0.40% |
| Kiwibank 5.737% 19/10/2027 | 0.25% |
| Westpac New Zealand 3.696% 16/02/27 | 0.23% |
| New Zealand Local Government Funding Agency 3.50% | 0.21% |
| Chorus Limited 4.35% 06/12/2028 | 0.21% |
| Kiwibank 6.254% 19/10/2028 | 0.21% |
| New Zealand Government 1.5% 15/05/2031 | 0.20% |
| Auckland International Airport 6.22% 02/11/2029 | 0.17% |
| Westpac New Zealand 6.73% 14/02/2034 | 0.16% |
| ASB Bank 5.524% 21/06/2027 | 0.13% |
| New Zealand Local Government Funding Agency 4.5% | 0.11% |
| Auckland International Airport 3.29% 17/11/2026 | 0.11% |
| Bank of New Zealand 5.536% 25/05/2028 | 0.11% |
| ANZ Bank 2.999% 17/09/2031 | 0.10% |
| Westpac New Zealand 6.19% 16/09/2032 | 0.09% |
| New Zealand Local Government Funding Agency 1.5% | 0.09% |
| Auckland International Airport 5.29% 17/11/2028 | 0.09% |
| Transpower New Zealand 4.627% 16/09/2027 | 0.08% |
| Infratil Limited 3.50% 15/12/2029 | 0.08% |
| New Zealand Local Government Funding Agency 2.25% | 0.07% |
| Bank of New Zealand 5.8720% 01/09/2028 | 0.06% |
| Quayside Holding (QHLNZ) 10% Series | 0.06% |
| Westpac New Zealand 1.439% 02/24/2026 | 0.05% |
| Christchurch Airport 5.53% 05/04/2027 | 0.04% |
| Wellington International Airport 5.78% 24/08/2028 | 0.03% |
| ASB Bank 1.646% 04/05/2026 | 0.03% |
| Meridian Energy Limited 5.91% 20/09/2028 | 0.03% |
| Christchurch City Holdings Limited 3.01% 05/11/2026 | 0.02% |
| Kiwibank 2.635% 05/10/2026 | 0.02% |
| Powerco Limited 4.67% 15/11/2024 | 0.01% |
| Christchurch City Holdings Limited 3.58% 27/11/2024 | 0.01% |
| Port of Tauranga 3.552% 24/11/2028 | 0.01% |
| Total | 3.49% |

International fixed interest

| | |
|-----------------------------------|--------------|
| Hunter Global Fixed Interest Fund | 5.46% |
| Total | 5.46% |

Australasian equities

| | |
|------------------------------------|-------|
| Infratil Ltd | 4.19% |
| Fisher & Paykel Healthcare Ltd | 3.93% |
| Meridian Energy Limited | 1.94% |
| Mainfreight Ltd | 1.65% |
| Auckland International Airport Ltd | 1.30% |
| Ebos Group Ltd | 0.98% |
| A2 Milk Company Ltd | 0.96% |
| Fletcher Building Ltd | 0.93% |
| Spark New Zealand Ltd | 0.81% |
| NEXTDC Ltd | 0.78% |
| Xero Ltd | 0.76% |
| Resmed Inc | 0.72% |
| Chorus Ltd | 0.71% |
| Mercury NZ Limited | 0.71% |

| Asset Class & Holdings | % of fund net assets |
|--|----------------------|
| Australasian equities (continued) | |
| CSL Limited | 0.68% |
| Summerset Group Holdings Ltd | 0.67% |
| Macquarie Group Ltd | 0.60% |
| Ryman Healthcare Ltd | 0.60% |
| National Australia Bank Ltd | 0.59% |
| Suncorp Group Ltd | 0.57% |
| News Corp-CDI Class B | 0.53% |
| Telstra Corp Ltd | 0.53% |
| Woolworths Ltd | 0.45% |
| Port of Tauranga Ltd | 0.42% |
| Aust and NZ Banking Group | 0.42% |
| Freightways Group Ltd | 0.37% |
| Sky Network Television Ltd | 0.26% |
| Total | 27.07% |

International equities

| | |
|-------------------------------------|-------|
| Apple Inc | 2.53% |
| Microsoft Corp | 2.25% |
| Nvidia Corp | 2.22% |
| NZDUSD Maturing 29/10/2024 (BZL NZ) | 1.40% |
| Meta Platforms Inc Class A | 1.24% |
| Amazon Com Inc | 1.15% |
| Alphabet Inc Class A | 0.85% |
| Broadcom Inc | 0.82% |
| Tesla Inc | 0.69% |
| Alphabet Inc Class C | 0.67% |
| Eli Lilly | 0.66% |
| Unitedhealth Group Inc | 0.50% |
| Netflix Inc | 0.45% |
| Johnson & Johnson | 0.41% |
| Taiwan Semiconductor Manufacturing | 0.40% |
| International Business Machines Co | 0.39% |
| Edison International | 0.38% |
| Novo Nordisk Class B | 0.37% |
| Jpmorgan Chase & Co | 0.36% |
| Oracle Corp | 0.34% |
| Abbvie Inc | 0.33% |
| Schneider Electric | 0.33% |
| Astrazeneca Plc | 0.31% |
| Visa Inc Class A | 0.29% |
| Merck & Co Inc | 0.28% |
| Hsbc Holdings Plc | 0.27% |
| Mastercard Inc Class A | 0.26% |
| Salesforce Inc | 0.26% |
| Home Depot Inc | 0.25% |
| Cisco Systems Inc | 0.24% |
| Sherwin Williams | 0.24% |
| Advanced Micro Devices Inc | 0.24% |
| Thermo Fisher Scientific Inc | 0.23% |
| Sap | 0.23% |
| Tencent Holdings Ltd | 0.22% |
| Novartis Ag | 0.21% |
| East Japan Railway | 0.21% |
| Roche Holding Par Ag | 0.21% |
| Walmart Inc | 0.21% |
| Servicenow Inc | 0.21% |
| Ferrovial | 0.20% |
| Chubb Ltd | 0.20% |
| Central Japan Railway | 0.20% |
| 3i Group Plc | 0.20% |
| Accenture Plc Class A | 0.20% |
| Mcdonalds Corp | 0.20% |
| Adobe Inc | 0.20% |
| Danaher Corp | 0.18% |
| Texas Instrument Inc | 0.18% |
| Abbott Laboratories | 0.18% |
| Qualcomm Inc | 0.17% |
| Abb Ltd | 0.17% |

| Asset Class & Holdings | % of fund net assets |
|---|----------------------|
| International equities (continued) | |
| Aecom | 0.17% |
| Aflac Inc | 0.17% |
| Amgen Inc | 0.16% |
| Snowflake Inc Class A | 0.16% |
| Asml Holding Nv | 0.16% |
| Quanta Services Inc | 0.16% |
| Toyota Motor Corp | 0.16% |
| Pfizer Inc | 0.15% |
| Manulife Financial Corp | 0.15% |
| Eaton Plc | 0.15% |
| Procter & Gamble | 0.15% |
| Lloyds Banking Group Plc | 0.15% |
| Medtronic Plc | 0.15% |
| Analog Devices Inc | 0.14% |
| Terna Rete Elettrica Nazionale | 0.14% |
| Intuitive Surgical Inc | 0.14% |
| Applied Material Inc | 0.14% |
| Sanofi Sa | 0.14% |
| Digital Realty Trust Reit Inc | 0.14% |
| Bristol Myers Squibb | 0.14% |
| Intuit Inc | 0.14% |
| Motorola Solutions Inc | 0.13% |
| Boston Scientific Corp | 0.13% |
| S&P Global Inc | 0.13% |
| Parker-Hannifin Corp | 0.13% |
| Wheaton Precious Metals Corp | 0.13% |
| Equinix Reit Inc | 0.13% |
| Automatic Data Processing Inc | 0.13% |
| Alibaba Group Holding Ltd | 0.13% |
| Metlife Inc | 0.13% |
| Hydro One Ltd | 0.13% |
| Sony Group Corp | 0.13% |
| Lowes Companies Inc | 0.12% |
| Tjx Inc | 0.12% |
| American Express | 0.12% |
| Nordea Bank | 0.12% |
| Wells Fargo | 0.12% |
| Stryker Corp | 0.12% |
| Trane Technologies Plc | 0.12% |
| Corning Inc | 0.12% |
| Intel Corporation Corp | 0.12% |
| Comcast Corp Class A | 0.12% |
| EURNZD Maturing 29/10/2024 (BZL NZ) | 0.11% |
| Walt Disney | 0.11% |
| Progressive Corp | 0.11% |
| Coca-Cola | 0.11% |
| Lvmh | 0.11% |
| Fastenal | 0.11% |
| Booking Holdings Inc | 0.11% |
| Toronto Dominion | 0.11% |
| Bank Of America Corp | 0.11% |
| Xylem Inc | 0.11% |
| Zoetis Inc Class A | 0.11% |
| Vestas Wind Systems | 0.11% |
| Super Micro Computer | 0.11% |
| Baloise Holding Ag | 0.11% |
| Illinois Tool Inc | 0.11% |
| First Solar Inc | 0.11% |
| Kenvue Inc | 0.11% |
| Deere | 0.11% |
| Becton Dickinson | 0.10% |
| Siemens N Ag | 0.10% |
| Gilead Sciences Inc | 0.10% |
| Hartford Financial Services Group | 0.10% |
| Unicredit | 0.10% |
| Vinci Sa | 0.10% |
| Cummins Inc | 0.10% |
| Novozymes B | 0.10% |

| Asset Class & Holdings | % of fund net assets |
|---|----------------------|
| International equities (continued) | |
| Marsh & McLennan Inc | 0.10% |
| Glaxosmithkline | 0.10% |
| Intact Financial Corp | 0.10% |
| Pepsico Inc | 0.10% |
| Fujifilm Holdings Corp | 0.10% |
| Samsung Electronics Ltd | 0.10% |
| Regeneron Pharmaceuticals Inc | 0.10% |
| West Japan Railway | 0.10% |
| Verizon Communications Inc | 0.10% |
| Vertex Pharmaceuticals Inc | 0.10% |
| Capitaland Integrated Commercial T | 0.09% |
| Kla Corp | 0.09% |
| Travelers Companies Inc | 0.09% |
| Elevance Health Inc | 0.09% |
| Micron Technology Inc | 0.09% |
| Zurich Insurance Group Ag | 0.09% |
| Uber Technologies Inc | 0.09% |
| United Rentals Inc | 0.09% |
| AUDNZD Maturing 29/10/2024 (BZL NZ) | 0.09% |
| Industria De Diseno Textil Inditex | 0.09% |
| Morgan Stanley | 0.09% |
| Royal Bank Of Canada | 0.09% |
| Barclays Plc | 0.09% |
| Amphenol Corp Class A | 0.09% |
| Keyence Corp | 0.09% |
| Ww Grainger Inc | 0.09% |
| Mitsubishi Ufj Financial Group Inc | 0.09% |
| Haleon Plc | 0.09% |
| Banco Santander Sa | 0.09% |
| Arch Capital Group Ltd | 0.09% |
| Autodesk Inc | 0.09% |
| Goldman Sachs Group Inc | 0.09% |
| Redeia Corporacion Sa | 0.09% |
| Akzo Nobel Nv | 0.09% |
| Aia Group Ltd | 0.09% |
| Roper Technologies Inc | 0.09% |
| Hitachi Ltd | 0.08% |
| Sun Life Financial Inc | 0.08% |
| F5 Inc | 0.08% |
| Palo Alto Networks Inc | 0.08% |
| Diageo Plc | 0.08% |
| Contemporary Amperex Technology Lt | 0.08% |
| Te Connectivity Ltd | 0.08% |
| Tokio Marine Holdings Inc | 0.08% |
| Skanska B | 0.08% |
| Skandinaviska Enskilda Banken | 0.08% |
| Pentair | 0.08% |
| Nec Corp | 0.08% |
| Union Pacific Corp | 0.08% |
| Kingspan Group Plc | 0.08% |
| Relx Plc | 0.08% |
| Oreilly Automotive Inc | 0.08% |
| Fortive Corp | 0.08% |
| Partners Group Holding Ag | 0.08% |
| Fiserv Inc | 0.08% |
| Bank Of New York Mellon Corp | 0.08% |
| Rockwell Automation Inc | 0.08% |
| Cme Group Inc Class A | 0.08% |
| Dollarama Inc | 0.08% |
| Loreal Sa | 0.08% |
| Moodys Corp | 0.08% |
| Intercontinental Exchange Inc | 0.07% |
| Reliance Steel & Aluminum | 0.07% |
| Recruit Holdings Ltd | 0.07% |
| Bnp Paribas Sa | 0.07% |
| Shopify Subordinate Voting Inc Cla | 0.07% |
| Tdk Corp | 0.07% |
| Wartsila | 0.07% |

| Asset Class & Holdings | % of fund net assets |
|---|----------------------|
| International equities (continued) | |
| Meituan | 0.07% |
| Thomson Reuters Corp | 0.07% |
| Samsung Sdi Ltd | 0.07% |
| At&T Inc | 0.07% |
| Starbucks Corp | 0.07% |
| Ameriprise Finance Inc | 0.07% |
| Arista Networks Inc | 0.07% |
| Aviva Plc | 0.07% |
| Stantec Inc | 0.07% |
| Intesa Sanpaolo | 0.07% |
| Fanuc Corp | 0.07% |
| Nucor Corp | 0.07% |
| Arthur J Gallagher | 0.07% |
| Lam Research Corp | 0.07% |
| Yokogawa Electric Corp | 0.07% |
| Paccar Inc | 0.07% |
| Ebay Inc | 0.07% |
| American Tower Reit Corp | 0.07% |
| Element Fleet Management Corp | 0.07% |
| Byd Ltd H | 0.07% |
| Brown Forman Corp Class B | 0.07% |
| Ge Vernova Inc | 0.07% |
| Fast Retailing Ltd | 0.07% |
| Charles Schwab Corp | 0.06% |
| Cdw Corp | 0.06% |
| Nike Inc Class B | 0.06% |
| Cintas Corp | 0.06% |
| Swiss Prime Site Ag | 0.06% |
| Wr Berkley Corp | 0.06% |
| Keurig Dr Pepper Inc | 0.06% |
| Hewlett Packard Enterprise | 0.06% |
| Sampo Class A | 0.06% |
| Daiichi Sankyo Ltd | 0.06% |
| Church And Dwight Inc | 0.06% |
| Tmx Group Ltd | 0.06% |
| Banco Bilbao Vizcaya Argentaria Sa | 0.06% |
| Kubota Corp | 0.06% |
| Steel Dynamics Inc | 0.06% |
| Fujitsu Ltd | 0.06% |
| Essex Property Trust Reit Inc | 0.06% |
| Edp Renovaveis Sa | 0.06% |
| Svenska Handelsbanken-A Shs | 0.06% |
| Simon Property Group Reit Inc | 0.06% |
| Verbund Ag | 0.06% |
| Lg Energy Solution Ltd | 0.06% |
| Enphase Energy Inc | 0.06% |
| Mercadolibre Inc | 0.06% |
| Murata Manufacturing Ltd | 0.06% |
| Ing Groep Nv | 0.06% |
| Palantir Technologies Inc Class A | 0.06% |
| Omron Corp | 0.06% |
| Ubs Group Ag | 0.06% |
| Essilorluxottica Sa | 0.06% |
| Alstom Sa | 0.06% |
| Dassault Systemes | 0.06% |
| Howmet Aerospace Inc | 0.06% |
| Cgi Inc Class A | 0.06% |
| Agilent Technologies Inc | 0.06% |
| Autozone Inc | 0.06% |
| Li Auto Class A Inc | 0.06% |
| General Mills Inc | 0.06% |
| Target Corp | 0.06% |
| Iqvia Holdings Inc | 0.06% |
| Chugai Pharmaceutical Ltd | 0.06% |
| Willis Towers Watson Plc | 0.06% |
| Colgate-Palmolive | 0.05% |
| Realty Income Reit Corp | 0.05% |
| Knorr Bremse Ag | 0.05% |

| Asset Class & Holdings | % of fund net assets |
|---|----------------------|
| International equities (continued) | |
| Juniper Networks Inc | 0.05% |
| Paypal Holdings Inc | 0.05% |
| Tokyo Electron Ltd | 0.05% |
| Agnico Eagle Mines Ltd | 0.05% |
| Kkr And Co Inc | 0.05% |
| Klepierre Reit Sa | 0.05% |
| Rockwool International B | 0.05% |
| Kimberly Clark Corp | 0.05% |
| Delta Electronics Inc | 0.05% |
| Ppg Industries Inc | 0.05% |
| Linde Plc | 0.05% |
| Mckesson Corp | 0.05% |
| Byd Ltd A | 0.05% |
| Constellation Brands Inc Class A | 0.05% |
| Kesko Class B | 0.05% |
| Welltower Inc | 0.05% |
| Softbank Group Corp | 0.05% |
| Ge Healthcare Technologies Inc | 0.05% |
| Prosus Nv Class N | 0.05% |
| Cvs Health Corp | 0.05% |
| Brown & Brown Inc | 0.05% |
| Trimble Inc | 0.05% |
| Prologis Reit Inc | 0.05% |
| Cincinnati Financial Corp | 0.05% |
| Cadence Design Systems Inc | 0.05% |
| Marvell Technology Inc | 0.05% |
| Nxp Semiconductors Nv | 0.05% |
| Crown Castle Inc | 0.05% |
| Erie Indemnity Class A | 0.05% |
| Hubbell Inc | 0.05% |
| Ross Stores Inc | 0.05% |
| Bank Central Asia | 0.05% |
| Paychex Inc | 0.05% |
| Monster Beverage Corp | 0.05% |
| Rpm International Inc | 0.05% |
| Ametek Inc | 0.05% |
| Keisei Electric Railway Ltd | 0.05% |
| Mtr Corporation Corp Ltd | 0.05% |
| Kyocera Corp | 0.05% |
| Unilever Plc | 0.05% |
| Capitaland Ascendas Reit | 0.05% |
| Hca Healthcare Inc | 0.05% |
| Ivanhoe Mines Ltd Class A | 0.05% |
| Synopsys Inc | 0.05% |
| T Rowe Price Group Inc | 0.05% |
| Mettler Toledo Inc | 0.05% |
| Allianz | 0.04% |
| Chipotle Mexican Grill Inc | 0.04% |
| Gecina Sa | 0.04% |
| Csx Corp | 0.04% |
| Hong Kong Exchanges And Clearing L | 0.04% |
| Cbre Group Inc Class A | 0.04% |
| Idex Corp | 0.04% |
| Gjensidige Forsikring | 0.04% |
| Gartner Inc | 0.04% |
| Hoya Corp | 0.04% |
| London Stock Exchange Group Plc | 0.04% |
| Nn Group Nv | 0.04% |
| Fox Corp Class B | 0.04% |
| Johnson Controls International Plc | 0.04% |
| American Financial Group Inc | 0.04% |
| Japan Exchange Group Inc | 0.04% |
| Clorox | 0.04% |
| Yaskawa Electric Corp | 0.04% |
| Swisscom Ag | 0.04% |
| Nvr Inc | 0.04% |
| Mccormick & Co Non-Voting Inc | 0.04% |
| Elia Group Sa | 0.04% |

| Asset Class & Holdings | % of fund net assets |
|---|----------------------|
| International equities (continued) | |
| United Parcel Service Inc Class B | 0.04% |
| Regions Financial Corp | 0.04% |
| Shin Etsu Chemical Ltd | 0.04% |
| Shizuoka Financial Group Inc | 0.04% |
| Public Storage Reit | 0.04% |
| Fortinet Inc | 0.04% |
| Ferguson Enterprises Inc | 0.04% |
| Idexx Laboratories Inc | 0.04% |
| Blackrock Inc | 0.04% |
| Transdigm Group Inc | 0.04% |
| Helvetia Holding Ag | 0.04% |
| Waters Corp | 0.04% |
| West Pharmaceutical Services Inc | 0.04% |
| Hershey Foods | 0.04% |
| Natwest Group Plc | 0.04% |
| Southern Copper Corp | 0.04% |
| Toromont Industries Ltd | 0.04% |
| Vici Pptys Inc | 0.04% |
| Fincobank Banca Fineco | 0.04% |
| Brookfield Asset Management Voting | 0.04% |
| Swiss Life Holding Ag | 0.04% |
| Allstate Corp | 0.04% |
| Nintendo Ltd | 0.04% |
| Sysco Corp | 0.04% |
| Waste Management Inc | 0.04% |
| Fair Isaac Corp | 0.04% |
| Pernod Ricard Sa | 0.04% |
| NZDCAD Maturing 29/10/2024 (BZL NZ) | 0.04% |
| Seiko Epson Corp | 0.04% |
| Rogers Communications Non-Voting I | 0.04% |
| Bunzl | 0.04% |
| Mondelez International Inc Class A | 0.04% |
| Canon Inc | 0.04% |
| Voltronic Power Technology Corp | 0.04% |
| Gamuda | 0.04% |
| Antofagasta Plc | 0.04% |
| Cigna | 0.04% |
| Pdd Holdings Ads Inc | 0.04% |
| Verisk Analytics Inc | 0.04% |
| Markel Group Inc | 0.04% |
| Vonovia Se | 0.03% |
| Deutsche Bank Ag | 0.03% |
| Aena Sme Sa | 0.03% |
| Crowdstrike Holdings Inc Class A | 0.03% |
| Garmin Ltd | 0.03% |
| Broadridge Financial Solutions Inc | 0.03% |
| Us Bancorp | 0.03% |
| Covivio Sa | 0.03% |
| Berkeley Group Holdings (The) Plc | 0.03% |
| Experian Plc | 0.03% |
| Axon Enterprise Inc | 0.03% |
| Amadeus It Group Sa | 0.03% |
| Kimco Realty Reit Corp | 0.03% |
| Fidelity National Information Serv | 0.03% |
| Warehouses De Pauw Nv | 0.03% |
| Daikin Industries Ltd | 0.03% |
| Restaurants Brands International I | 0.03% |
| Airbnb Inc Class A | 0.03% |
| Edwards Lifesciences Corp | 0.03% |
| Doordash Inc Class A | 0.03% |
| Martin Marietta Materials Inc | 0.03% |
| Sekisui Chemical Ltd | 0.03% |
| Sumitomo Mitsui Financial Group In | 0.03% |
| Cameco Corp | 0.03% |
| Cardinal Health Inc | 0.03% |
| Electronic Arts Inc | 0.03% |
| Newmont | 0.03% |
| Humana Inc | 0.03% |

| Asset Class & Holdings | % of fund net assets |
|---|----------------------|
| International equities (continued) | |
| Nordson Corp | 0.03% |
| Komatsu Ltd | 0.03% |
| Henderson Land Development Ltd | 0.03% |
| Norfolk Southern Corp | 0.03% |
| Kghm Polska Miedz Sa | 0.03% |
| Ucb Sa | 0.03% |
| Ashtead Group Plc | 0.03% |
| Acciona Sa | 0.03% |
| Prudential Plc | 0.03% |
| Archer Daniels Midland | 0.03% |
| Tryg | 0.03% |
| Reckitt Benckiser Group Plc | 0.03% |
| Mediatek Inc | 0.03% |
| Netapp Inc | 0.03% |
| Copart Inc | 0.03% |
| Healthpeak Properties Inc | 0.03% |
| Hologic Inc | 0.03% |
| Discover Financial Services | 0.03% |
| Beijing-Shanghai High Speed Railwa | 0.03% |
| Next Plc | 0.03% |
| Allegion Plc | 0.03% |
| Igm Financial Inc | 0.03% |
| Otis Worldwide Corp | 0.03% |
| Astellas Pharma Inc | 0.03% |
| Vulcan Materials | 0.03% |
| Japan Real Estate Investment Trust | 0.03% |
| Citigroup Inc | 0.03% |
| Xinyi Solar Holdings Ltd | 0.03% |
| Acs Actividades De Construcccion Y | 0.03% |
| Tis Inc | 0.03% |
| Deutsche Boerse Ag | 0.03% |
| Albemarle Corp | 0.03% |
| Nippon Building Fund Reit Inc | 0.03% |
| Standard Chartered Plc | 0.03% |
| Getlink | 0.03% |
| Lundbergforetagen Class B | 0.03% |
| Constellation Software Inc | 0.03% |
| Stanley Black & Decker Inc | 0.03% |
| Bce Inc | 0.03% |
| Trip.Com Group Ltd | 0.03% |
| Bouygues Sa | 0.03% |
| Mitsubishi Corp | 0.03% |
| Kraft Heinz | 0.03% |
| Gen Digital Inc | 0.03% |
| Graco Inc | 0.03% |
| Hermes International | 0.03% |
| Ch Robinson Worldwide Inc | 0.03% |
| Nasdaq Inc | 0.03% |
| Jm Smucker | 0.03% |
| Henry Schein Inc | 0.03% |
| Builders Firstsource Inc | 0.03% |
| Firstservice Subordinate Voting Co | 0.03% |
| Carlisle Companies Inc | 0.03% |
| Olympus Corp | 0.03% |
| Itochu Corp | 0.03% |
| Kellanova | 0.03% |
| Tim Sa | 0.03% |
| Wolters Kluwer Nv | 0.03% |
| Lkq Corp | 0.03% |
| Sk Hynix Inc | 0.03% |
| Trade Desk Inc Class A | 0.03% |
| Capital One Financial Corp | 0.03% |
| Cia Paranaense De Energia Copel Pr | 0.03% |
| Lonza Group Ag | 0.03% |
| Scb X Public Company Limited Non-V | 0.03% |
| Biogen Inc | 0.03% |
| Nio Class A Inc | 0.03% |
| Franklin Resources Inc | 0.03% |

| Asset Class & Holdings | % of fund net assets |
|---|----------------------|
| International equities (continued) | |
| Yum Brands Inc | 0.03% |
| Avalonbay Communities Reit Inc | 0.03% |
| M&T Bank Corp | 0.03% |
| Molson Coors Brewing Class B | 0.03% |
| Corpay Inc | 0.03% |
| Bb Seguridade Sa | 0.03% |
| GBPNZD Maturing 29/10/2024 (BZL NZ) | 0.03% |
| Hormel Foods Corp | 0.03% |
| Netease Inc | 0.03% |
| Air Products And Chemicals Inc | 0.03% |
| Aon Plc Class A | 0.03% |
| Xpeng Class A Inc | 0.03% |
| Swedbank | 0.03% |
| Pzu Sa | 0.03% |
| A O Smith Corp | 0.02% |
| Amcor Plc | 0.02% |
| Dell Technologies Inc Class C | 0.02% |
| Federal Realty Investment Trust Re | 0.02% |
| Lotus Bakeries Nv | 0.02% |
| W. P. Carey Reit Inc | 0.02% |
| Westinghouse Air Brake Technologie | 0.02% |
| Owens Corning | 0.02% |
| Zimmer Biomet Holdings Inc | 0.02% |
| Delta Electronics (Thailand) Non-V | 0.02% |
| Estee Lauder Inc Class A | 0.02% |
| Dover Corp | 0.02% |
| Quebecor Inc Class B | 0.02% |
| Expeditors International Of Washin | 0.02% |
| Fibra Uno Administracion Reit Sa | 0.02% |
| Banco Bpm | 0.02% |
| T Mobile Us Inc | 0.02% |
| Ecolab Inc | 0.02% |
| Liberty Media Formula One Corp Ser | 0.02% |
| Powszechna Kasa Oszczednosci Bank | 0.02% |
| American International Group Inc | 0.02% |
| Bc Vaud N | 0.02% |
| Industrivarden A | 0.02% |
| Taiwan High Speed Rail Corp | 0.02% |
| Genuine Parts | 0.02% |
| Ulta Beauty Inc | 0.02% |
| Royalty Pharma Plc Class A | 0.02% |
| Charter Communications Inc Class A | 0.02% |
| Oriental Land Ltd | 0.02% |
| Microchip Technology Inc | 0.02% |
| Dupont De Nemours Inc | 0.02% |
| Cencora Inc | 0.02% |
| Equifax Inc | 0.02% |
| Pnc Financial Services Group Inc | 0.02% |
| Ia Financial Inc | 0.02% |
| Lennar A Corp Class A | 0.02% |
| Carrier Global Corp | 0.02% |
| Caixabank Sa | 0.02% |
| Zoom Video Communications Inc Clas | 0.02% |
| Rio Tinto Plc | 0.02% |
| Nibe Industrier Class B | 0.02% |
| Veeva Systems Inc Class A | 0.02% |
| Watsco Inc | 0.02% |
| D R Horton Inc | 0.02% |
| Zhuzhou Crrc Times Electric Ltd H | 0.02% |
| Extra Space Storage Reit Inc | 0.02% |
| Kweichow Moutai Ltd A | 0.02% |
| Universal Music Group Nv | 0.02% |
| Workday Inc Class A | 0.02% |
| Advantest Corp | 0.02% |
| Budimex Sa | 0.02% |
| Danske Bank | 0.02% |
| Avantor Inc | 0.02% |
| Everest Group Ltd | 0.02% |

| Asset Class & Holdings | % of fund net assets |
|---|----------------------|
| International equities (continued) | |
| Admiral Group Plc | 0.02% |
| Kingdee Int L Software Group Ltd | 0.02% |
| Snap On Inc | 0.02% |
| Dexcom Inc | 0.02% |
| Mizuho Financial Group Inc | 0.02% |
| Power Corporation Of Canada | 0.02% |
| Bangkok Expressway And Metro Pcl N | 0.02% |
| Disco Corp | 0.02% |
| Intouch Holdings Non-Voting Dr Pcl | 0.02% |
| Legrand Sa | 0.02% |
| Societe Generale Sa | 0.02% |
| Nari Technology Ltd A | 0.02% |
| Kddi Corp | 0.02% |
| Taylor Wimpey Plc | 0.02% |
| Tele2 B | 0.02% |
| Nippon Prologis Reit Inc | 0.02% |
| Kbc Groep | 0.02% |
| China Overseas Land Investment Ltd | 0.02% |
| Old Dominion Freight Line Inc | 0.02% |
| Compass Group Plc | 0.02% |
| Northern Trust Corp | 0.02% |
| Honda Motor Ltd | 0.02% |
| Godaddy Inc Class A | 0.02% |
| Informa Plc | 0.02% |
| Takeda Pharmaceutical Ltd | 0.02% |
| Promotora Y Operadora De Infraestr | 0.02% |
| Ptc Inc | 0.02% |
| Sungrow Power Supply Ltd A | 0.02% |
| Alcon Ag | 0.02% |
| Asahi Group Holdings Ltd | 0.02% |
| Givaudan Sa | 0.02% |
| Credit Agricole Sa | 0.02% |
| Keysight Technologies Inc | 0.02% |
| Emcor Group Inc | 0.02% |
| Solventum Corp | 0.02% |
| Boliden | 0.02% |
| Fedex Corp | 0.02% |
| Companhia Concessoes Rodoviaras S | 0.02% |
| Commerzbank Ag | 0.02% |
| Exelon Corp | 0.02% |
| Dnb Bank | 0.02% |
| Westlake Corp | 0.02% |
| Chocoladefabriken Lindt & Spruengl | 0.02% |
| Omnicom Group Inc | 0.02% |
| Labcorp Holdings Inc | 0.02% |
| Microstrategy Inc Class A | 0.02% |
| Iron Mountain Inc | 0.02% |
| Erste Group Bank Ag | 0.02% |
| Engie Brasil Energia Sa | 0.02% |
| Veralto Corp | 0.02% |
| Aptiv Plc | 0.02% |
| Grupo Aeroportuario Del Sureste B | 0.02% |
| Coway Ltd | 0.02% |
| Localiza Rent A Car Sa | 0.02% |
| Yuhan Corp | 0.02% |
| Mitsubishi Estate Co Ltd | 0.02% |
| Revvity Inc | 0.02% |
| Beijing Enterprises Water Group Lt | 0.02% |
| China Three Gorges Renewables(Grou | 0.02% |
| Bank Pekao Sa | 0.02% |
| Atlassian Corp Class A | 0.02% |
| Exor Nv | 0.02% |
| Block Inc Class A | 0.02% |
| Nh Investment & Securities Ltd | 0.02% |
| Pool Corp | 0.02% |
| B3 Brasil Bolsa Balcao Sa | 0.02% |
| Sandoz Group Ag | 0.02% |
| Rollins Inc | 0.02% |

| Asset Class & Holdings | % of fund net assets |
|---|----------------------|
| International equities (continued) | |
| Cpfl Energia Sa | 0.02% |
| Shionogi Ltd | 0.02% |
| Cognizant Technology Solutions Cor | 0.02% |
| Softbank Corp | 0.02% |
| Smc (Japan) Corp | 0.02% |
| Invitation Homes Inc | 0.02% |
| Jack Henry And Associates Inc | 0.02% |
| Verisign Inc | 0.02% |
| Singapore Exchange Ltd | 0.02% |
| Cmoc Group Ltd | 0.02% |
| Zillow Group Inc Class C | 0.02% |
| Open Text Corp | 0.02% |
| Wiwynn Corporation Corp | 0.02% |
| Krungthai Card Non-Voting Dr Pcl | 0.02% |
| Adyen Nv | 0.02% |
| Roblox Corp Class A | 0.02% |
| Ono Pharmaceutical Ltd | 0.02% |
| Ingersoll Rand Inc | 0.02% |
| Lululemon Athletica Inc | 0.02% |
| Vertiv Holdings Class A | 0.02% |
| American Homes Rent Reit Class A | 0.01% |
| Global Payments Inc | 0.01% |
| Terumo Corp | 0.01% |
| Ansys Inc | 0.01% |
| Orix Corp | 0.01% |
| Meritz Financial Group Inc | 0.01% |
| Kinross Gold Corp | 0.01% |
| Moderna Inc | 0.01% |
| Tradeweb Markets Inc Class A | 0.01% |
| Alnylam Pharmaceuticals Inc | 0.01% |
| Jumbo Sa | 0.01% |
| Lennox International Inc | 0.01% |
| Insulet Corp | 0.01% |
| Costar Group Inc | 0.01% |
| Bxp Inc | 0.01% |
| Epiroc Class B | 0.01% |
| Teradyne Inc | 0.01% |
| Coinbase Global Inc Class A | 0.01% |
| Monolithic Power Systems Inc | 0.01% |
| Longi Green Energy Technology Ltd | 0.01% |
| Corteva Inc | 0.01% |
| Bio Techne Corp | 0.01% |
| U Haul Non Voting Series N | 0.01% |
| Hilton Worldwide Holdings Inc | 0.01% |
| Yadea Group Holdings Ltd | 0.01% |
| Airports Of Thailand Non-Voting Dr | 0.01% |
| Hanwha Solutions Corp | 0.01% |
| Nidec Corp | 0.01% |
| Dieteren (D) Sa | 0.01% |
| Recordati Industria Chimica E Farm | 0.01% |
| Anheuser-Busch Inbev Sa | 0.01% |
| Sompo Holdings Inc | 0.01% |
| Geberit Ag | 0.01% |
| Orion Class B | 0.01% |
| Sba Communications Reit Corp Class | 0.01% |
| Zhejiang Expressway Ltd H | 0.01% |
| Raia Drogasil | 0.01% |
| Argenx | 0.01% |
| Bayer Ag | 0.01% |
| Merck | 0.01% |
| Ms&Ad Insurance Group Holdings Inc | 0.01% |
| Nippon Telegraph And Telephone Cor | 0.01% |
| Loblaw Companies Ltd | 0.01% |
| Hikari Tsushin Inc | 0.01% |
| Samsung Life Ltd | 0.01% |
| Wuliangye Yibin Ltd A | 0.01% |
| Lundin Mining Corp | 0.01% |
| Renesas Electronics Corp | 0.01% |

| Asset Class & Holdings | % of fund net assets |
|---|----------------------|
| International equities (continued) | |
| Factset Research Systems Inc | 0.01% |
| Coloplast B | 0.01% |
| Sika Ag | 0.01% |
| Dollar Tree Inc | 0.01% |
| Illumina Inc | 0.01% |
| Gree Electric Appliances Inc Of Zh | 0.01% |
| Denso Corp | 0.01% |
| Smith And Nephew Plc | 0.01% |
| Cboe Global Markets Inc | 0.01% |
| Grupo Aeroportuario Del Pacifico | 0.01% |
| Fairfax Financial Holdings Sub Tot | 0.01% |
| Siemens Healthineers Ag | 0.01% |
| Persimmon Plc | 0.01% |
| Sichuan Chuantou Energy Ltd A | 0.01% |
| Sumitomo Metal Mining Ltd | 0.01% |
| Tetra Tech Inc | 0.01% |
| Walmart De Mexico V | 0.01% |
| Banco De Sabadell Sa | 0.01% |
| Great West Lifeco Inc | 0.01% |
| Topbuild Corp | 0.01% |
| Banco Del Bajio Institucion De Ban | 0.01% |
| Burlington Stores Inc | 0.01% |
| Schindler Holding Ag | 0.01% |
| Marketaxess Holdings Inc | 0.01% |
| Grupo Mexico B | 0.01% |
| NZDCHF Maturing 29/10/2024 (BZL NZ) | 0.01% |
| Raymond James Inc | 0.01% |
| Bank Of Ireland Group Plc | 0.01% |
| Datadog Inc Class A | 0.01% |
| Naver Corp | 0.01% |
| Qiagen Nv | 0.01% |
| Travelsky Technology Ltd H | 0.01% |
| Align Technology Inc | 0.01% |
| Anglo American Plc | 0.01% |
| Santander Bank Polska Sa | 0.01% |
| Barratt Developments | 0.01% |
| Advanced Drainage Systems Inc | 0.01% |
| Crrc Corp Ltd H | 0.01% |
| Baidu Class A Inc | 0.01% |
| Kao Corp | 0.01% |
| Bentley Systems Inc Class B | 0.01% |
| Toro | 0.01% |
| Nomura Research Institute Ltd | 0.01% |
| Lincoln Electric Holdings Inc | 0.01% |
| Centene Corp | 0.01% |
| Hp Inc | 0.01% |
| Azrieli Group Ltd | 0.01% |
| Nice Ltd | 0.01% |
| Toast Inc Class A | 0.01% |
| Mitsui Fudosan Ltd | 0.01% |
| Atlas Copco Class A | 0.01% |
| Epam Systems Inc | 0.01% |
| Conagra Brands Inc | 0.01% |
| Otsuka Holdings Ltd | 0.01% |
| Tutor Perini Corp | 0.01% |
| On Semiconductor Corp | 0.01% |
| Regal Rexnord Corp | 0.01% |
| Ecopro Bm Ltd | 0.01% |
| Daifuku Ltd | 0.01% |
| Amman Mineral Internacional | 0.01% |
| Abn Amro Bank Nv | 0.01% |
| Hotai Motor Ltd | 0.01% |
| Ss And C Technologies Holdings Inc | 0.01% |
| Weg Sa | 0.01% |
| China International Capital Corp L | 0.01% |
| Aib Group Plc | 0.01% |
| Accton Technology Corp | 0.01% |
| Matsukiyokara | 0.01% |

| Asset Class & Holdings | % of fund net assets |
|---|----------------------|
| International equities (continued) | |
| Shimano Inc | 0.01% |
| Rentokil Initial Plc | 0.01% |
| Grab Holdings Ltd Class A | 0.01% |
| Baxter International Inc | 0.01% |
| Tongwei Ltd A | 0.01% |
| Cosmoam&T Ltd | 0.01% |
| Eisai Ltd | 0.01% |
| Koninklijke Philips Nv | 0.01% |
| Sumitomo Corp | 0.01% |
| Samsung Biologics Ltd | 0.01% |
| Kering Sa | 0.01% |
| Rb Global Inc | 0.01% |
| Dai-Ichi Life Holdings Inc | 0.01% |
| Sendas Distribuidora Sa | 0.01% |
| Ventas Reit Inc | 0.01% |
| Pop Mart International Group Ltd | 0.01% |
| Bridgestone Corp | 0.01% |
| Amorepacific Corp | 0.01% |
| Hypermarcas Sa | 0.01% |
| Turkcell Iletisim Hizmetleri A | 0.01% |
| Ajinomoto Inc | 0.01% |
| Pan Pacific International Holdings | 0.01% |
| Coca Cola Europacific Partners Plc | 0.01% |
| Eagle Materials Inc | 0.01% |
| Bim Birlesik Magazalar A | 0.01% |
| Obic Ltd | 0.01% |
| Aeon Ltd | 0.01% |
| Jd Health International Inc | 0.01% |
| Panasonic Holdings Corp | 0.01% |
| Hubspot Inc | 0.01% |
| Orkla | 0.01% |
| Crane | 0.01% |
| Campbell Soup | 0.01% |
| Davide Campari Milano Nv | 0.01% |
| Chailease Holding Ltd | 0.01% |
| Tractor Supply | 0.01% |
| Nippon Steel Corp | 0.01% |
| China Resources Microelectronics L | 0.01% |
| Lasertec Corp | 0.01% |
| Advanced Micro-Fabrication Equipme | 0.01% |
| Wesco International Inc | 0.01% |
| Rbc Bearings Inc | 0.01% |
| Genting Singapore Ltd | 0.01% |
| Alibaba Health Information Tech Lt | 0.01% |
| Acuity Brands Inc | 0.01% |
| L&F Ltd | 0.01% |
| Oracle Japan Corp | 0.01% |
| Tyler Technologies Inc | 0.01% |
| Dsm Firmenich Ag | 0.01% |
| Zozo Inc | 0.01% |
| China Feihe Ltd | 0.01% |
| Systemex Corp | 0.01% |
| Badger Meter Inc | 0.01% |
| Catalent Inc | 0.01% |
| Cloudflare Inc Class A | 0.01% |
| Prologis Property Mexico Reit Sa | 0.01% |
| Ati Inc | 0.01% |
| Teva Pharmaceutical Industries Adr | 0.01% |
| Sk Biopharmaceuticals Ltd | 0.01% |
| Charles River Laboratories Interna | 0.01% |
| Take Two Interactive Software Inc | 0.01% |
| Mueller Industries Inc | 0.01% |
| Straumann Holding Ag | 0.01% |
| Allegro Sa | 0.01% |
| Xiaomi Corp | 0.01% |
| China Ruyi Holdings Ltd | 0.01% |
| Japan Post Holdings Ltd | 0.01% |
| Argan Inc | 0.01% |

| Asset Class & Holdings | % of fund net assets |
|---|----------------------|
| International equities (continued) | |
| Shenzhen Inovance Technology Ltd A | 0.01% |
| Dsv | 0.01% |
| Ecopro Ltd | 0.01% |
| Yapi Ve Kredi Bankasi A | 0.01% |
| Qinghai Salt Lake Industry Ltd A | 0.01% |
| Halma Plc | 0.01% |
| Ipsen Sa | 0.01% |
| Teleflex Inc | 0.01% |
| Miniso Group Holding Ltd | 0.01% |
| Annaly Capital Management Reit Inc | 0.01% |
| Western Digital Corp | 0.01% |
| Dollar General Corp | 0.01% |
| United States Lime And Minerals In | 0.01% |
| Hamamatsu Photonics | 0.01% |
| Sumitomo Mitsui Trust Group Inc | 0.01% |
| Amplifon | 0.01% |
| Jinko Solar Ltd A | 0.01% |
| Louisiana Pacific Corp | 0.01% |
| Shandong Weigao Gp Medical Polymer | 0.01% |
| Unicharm Corp | 0.01% |
| Nomura Holdings Inc | 0.01% |
| Us Steel Corp | 0.01% |
| Applovin Corp Class A | 0.01% |
| Seagate Technology Holdings Plc | 0.01% |
| Carpenter Technology Corp | 0.01% |
| Rohm Ltd | 0.01% |
| Shanghai Baosight Software Ltd A | 0.01% |
| Daiwa House Industry Ltd | 0.01% |
| Super Micro Computer Inc | 0.01% |
| Steris | 0.01% |
| Eurofins Scientific | 0.01% |
| Wynn Resorts Ltd | 0.01% |
| Topsports International Holdings L | 0.01% |
| Sterling Infrastructure Inc | 0.01% |
| Eastroc Beverage (Group) Ltd A | 0.01% |
| Alcoa Corp | 0.01% |
| Mongodb Inc Class A | 0.01% |
| Sekisui House Ltd | 0.01% |
| Nippon Yusen | 0.01% |
| Genmab | 0.01% |
| Jiangsu Expressway Ltd H | 0.01% |
| Deckers Outdoor Corp | 0.01% |
| Resona Holdings Inc | 0.01% |
| Spx Technologies Inc | 0.01% |
| Sonova Holding Ag | 0.01% |
| M3 Inc | 0.01% |
| Advantech Ltd | 0.01% |
| Williams Sonoma Inc | 0.01% |
| Makita Corp | 0.01% |
| Japan Post Bank Ltd | 0.01% |
| Bankinter Sa | 0.01% |
| Suzano Sa | 0.01% |
| Bio Rad Laboratories Inc Class A | 0.01% |
| Pinterest Inc Class A | 0.01% |
| United Therapeutics Corp | 0.01% |
| Ford Motor Co | 0.01% |
| Kone | 0.01% |
| Nongfu Spring Ltd H | 0.01% |
| Kobe Bussan Ltd | 0.01% |
| Fresenius Se And Co Kgaa | 0.01% |
| Vodafone Group Plc | 0.01% |
| Kuaishou Technology | 0.01% |
| Exponent Inc | 0.01% |
| Heico Corp Class A | 0.01% |
| Valmont Inds Inc | 0.01% |
| Draftkings Inc Class A | 0.01% |
| Manhattan Associates Inc | 0.01% |
| Cooper Inc | 0.01% |

| Asset Class & Holdings | % of fund net assets |
|---|-------------------------|
| International equities (continued) | |
| Equity Residential Reit | 0.01% |
| Turkiye Is Bankasi C | 0.01% |
| Mmg Ltd | 0.01% |
| Secom Ltd | 0.01% |
| Cleveland Cliffs Inc | 0.01% |
| Granite Construction Inc | 0.01% |
| Bawag Group Ag | 0.01% |
| Nokia | 0.01% |
| Commercial Metals | 0.01% |
| Largan Precision Ltd | 0.01% |
| Transunion | 0.01% |
| Schroders Plc | 0.01% |
| Sk Square Ltd | 0.01% |
| Zebra Technologies Corp Class A | 0.01% |
| Sanan Optoelectronics Ltd A | 0.01% |
| Hanjin Kal | 0.01% |
| Nexi | 0.01% |
| Construction Partners Inc Class A | 0.01% |
| China Merchants Expressway Network | 0.01% |
| Yunnan Baiyao Group Ltd A | 0.01% |
| Roche Holding Ag | 0.01% |
| Zurn Elkay Water Solutions Corp | 0.01% |
| Nitori Holdings Ltd | 0.01% |
| Akamai Technologies Inc | 0.01% |
| Asics Corp | 0.01% |
| Nitto Denko Corp | 0.01% |
| Banca Monte Dei Paschi Di Siena Sp | 0.01% |
| Us Foods Holding Corp | 0.01% |
| Dycom Industries Inc | 0.01% |
| Akbank A | 0.01% |
| New Oriental Education & Technolog | 0.01% |
| Molina Healthcare Inc | 0.01% |
| Tyson Foods Inc Class A | 0.01% |
| Mediobanca Banca Di Credito Finanz | 0.01% |
| Bandai Namco Holdings Inc | 0.01% |
| Kakao Corp | 0.01% |
| Pure Storage Inc Class A | 0.01% |
| Zscaler Inc | 0.01% |
| Dicks Sporting Inc | 0.01% |
| Mueller Water Products Inc Series | 0.01% |
| Dxp Enterprises Inc | 0.01% |
| Entegris Inc | 0.01% |
| Legal And General Group Plc | 0.01% |
| Others | 0.88% |
| Total | 58.32% |
| Grand Total | 100.00% |

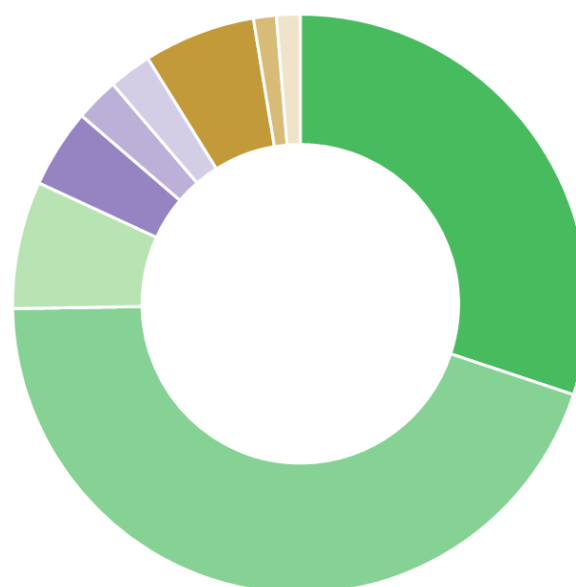
Growth Fund Holdings

As at 30 September 2024



| Asset Class & Holdings Region | % Portfolio |
|-------------------------------------|---------------|
| Cash and cash equivalents | |
| New Zealand | 3.07% |
| Other | 0.21% |
| Total | 3.28% |
| New Zealand fixed interest | |
| New Zealand | 6.79% |
| Total | 6.79% |
| International fixed interest | |
| North America | 7.45% |
| Japan | 0.91% |
| Europe | 1.92% |
| United Kingdom | 0.45% |
| Emerging Markets | 0.36% |
| Europe - Non EMU | 0.00% |
| New Zealand | 0.01% |
| Australia | 0.02% |
| Other Countries | 0.07% |
| Total | 11.19% |
| Australasian equities | |
| New Zealand | 18.91% |
| Australia | 6.14% |
| Total | 25.05% |
| International equities | |
| North America | 37.13% |
| Europe | 5.19% |
| Japan | 3.45% |
| Emerging Markets | 2.02% |
| United Kingdom | 1.99% |
| New Zealand | 1.30% |
| Europe - Non EMU | 1.27% |
| Other Countries | 1.24% |
| Australia | 0.08% |
| Total | 53.69% |
| Grand Total | 100% |

Regional Asset Class Allocation



| | |
|--------------------|--------|
| ■ New Zealand | 30.08% |
| ■ North America | 44.65% |
| ■ Europe | 7.12% |
| ■ Japan | 4.40% |
| ■ United Kingdom | 2.45% |
| ■ Emerging Markets | 2.40% |
| ■ Australia | 6.28% |
| ■ Europe - Non EMU | 1.28% |
| ■ Other Countries | 1.33% |

Notes:

- Fund holdings are current as at 30 September 2024. Future holdings may be different from those stated. Investments are managed in accordance with the MAS Investment Funds' SIPO, available on the MAS website at mas.co.nz/investmentfunds
- For holdings by region:
 - 'Other countries' includes any other region not named.
 - For Cash and cash equivalents, regions other than New Zealand have been grouped as 'Other'.
 - EMU is the European Economic and Monetary Union.
 - All holdings have been rounded to 2 decimal places, so the sum of holdings may not always total to 100.00%.
- For full holdings:
 - Holdings less than 0.01% have been grouped as 'Other'.
- Creditors are shown as negative holdings, which may include any currency hedging positions in place for the Fund.
- Medical Funds Management Limited is the issuer of the MAS Investment Funds. The PDS for the MAS Investment Funds is available on the MAS website at mas.co.nz/investmentfunds

| Asset Class & Holdings | % of fund net assets |
|---|----------------------|
| Cash and cash equivalents | |
| JBWere Premium Custody Call Account - NZD | 3.06% |
| USD Cash | 0.06% |
| JBWere Premium Custody Call Account - AUD | 0.04% |
| JPY Cash | 0.03% |
| GBP Cash | 0.02% |
| CAD Cash | 0.01% |
| EUR Cash | 0.01% |
| NZD Cash | 0.01% |
| SGDCash | 0.01% |
| HKD Cash | 0.01% |
| PLN Cash | 0.01% |
| Others | 0.03% |
| Total | 3.28% |

New Zealand fixed interest

| | |
|---|--------------|
| Bank of New Zealand 4.985% 07/06/2027 | 0.77% |
| Kiwibank 5.737% 19/10/2027 | 0.49% |
| Westpac New Zealand 3.696% 16/02/27 | 0.45% |
| New Zealand Local Government Funding Agency 3.50% | 0.42% |
| Chorus Limited 4.35% 06/12/2028 | 0.42% |
| Kiwibank 6.254% 19/10/2028 | 0.41% |
| New Zealand Government 1.5% 15/05/2031 | 0.39% |
| Auckland International Airport 6.22% 02/11/2029 | 0.34% |
| Westpac New Zealand 6.73% 14/02/2034 | 0.30% |
| ASB Bank 5.524% 21/06/2027 | 0.26% |
| New Zealand Local Government Funding Agency 4.5% | 0.22% |
| Auckland International Airport 3.29% 17/11/2026 | 0.21% |
| Bank of New Zealand 5.536% 25/05/2028 | 0.21% |
| ANZ Bank 2.999% 17/09/2031 | 0.20% |
| Westpac New Zealand 6.19% 16/09/2032 | 0.18% |
| New Zealand Local Government Funding Agency 1.5% | 0.18% |
| Auckland International Airport 5.29% 17/11/2028 | 0.18% |
| Transpower New Zealand 4.627% 16/09/2027 | 0.16% |
| Infratil Limited 3.50% 15/12/2029 | 0.15% |
| New Zealand Local Government Funding Agency 2.25% | 0.14% |
| Bank of New Zealand 5.8720% 01/09/2028 | 0.12% |
| Quayside Holding (QHLNZ) 10% Series | 0.11% |
| Westpac New Zealand 1.439% 02/24/2026 | 0.10% |
| Christchurch Airport 5.53% 05/04/2027 | 0.08% |
| Wellington International Airport 5.78% 24/08/2028 | 0.05% |
| ASB Bank 1.646% 04/05/2026 | 0.05% |
| Meridian Energy Limited 5.91% 20/09/2028 | 0.05% |
| Christchurch City Holdings Limited 3.01% 05/11/2026 | 0.04% |
| Kiwibank 2.635% 05/10/2026 | 0.04% |
| Powerco Limited 4.67% 15/11/2024 | 0.03% |
| Christchurch City Holdings Limited 3.58% 27/11/2024 | 0.03% |
| Port of Tauranga 3.552% 24/11/2028 | 0.03% |
| Total | 6.79% |

International fixed interest

| | |
|-----------------------------------|---------------|
| Hunter Global Fixed Interest Fund | 11.19% |
| Total | 11.19% |

Australasian equities

| | |
|------------------------------------|-------|
| Infratil Ltd | 3.88% |
| Fisher & Paykel Healthcare Ltd | 3.64% |
| Meridian Energy Limited | 1.79% |
| Mainfreight Ltd | 1.53% |
| Auckland International Airport Ltd | 1.21% |
| Ebos Group Ltd | 0.91% |
| A2 Milk Company Ltd | 0.89% |
| Fletcher Building Ltd | 0.86% |
| Spark New Zealand Ltd | 0.75% |
| NEXTDC Ltd | 0.72% |
| Xero Ltd | 0.70% |
| Resmed Inc | 0.67% |
| Chorus Ltd | 0.66% |
| Mercury NZ Limited | 0.66% |

| Asset Class & Holdings | % of fund net assets |
|--|----------------------|
| Australasian equities (continued) | |
| CSL Limited | 0.63% |
| Summerset Group Holdings Ltd | 0.62% |
| Macquarie Group Ltd | 0.55% |
| Ryman Healthcare Ltd | 0.55% |
| National Australia Bank Ltd | 0.55% |
| Suncorp Group Ltd | 0.53% |
| News Corp-CDI Class B | 0.49% |
| Telstra Corp Ltd | 0.49% |
| Woolworths Ltd | 0.42% |
| Port of Tauranga Ltd | 0.39% |
| Aust and NZ Banking Group | 0.39% |
| Freightways Group Ltd | 0.34% |
| Sky Network Television Ltd | 0.24% |
| Total | 25.05% |

International equities

| | |
|-------------------------------------|-------|
| Apple Inc | 2.33% |
| Microsoft Corp | 2.07% |
| Nvidia Corp | 2.04% |
| NZDUSD Maturing 29/10/2024 (BZL NZ) | 1.29% |
| Meta Platforms Inc Class A | 1.14% |
| Amazon Com Inc | 1.06% |
| Alphabet Inc Class A | 0.78% |
| Broadcom Inc | 0.75% |
| Tesla Inc | 0.63% |
| Alphabet Inc Class C | 0.61% |
| Eli Lilly | 0.60% |
| Unitedhealth Group Inc | 0.46% |
| Netflix Inc | 0.41% |
| Johnson & Johnson | 0.38% |
| Taiwan Semiconductor Manufacturing | 0.36% |
| International Business Machines Co | 0.36% |
| Edison International | 0.35% |
| Novo Nordisk Class B | 0.34% |
| Jpmorgan Chase & Co | 0.33% |
| Oracle Corp | 0.32% |
| Abbvie Inc | 0.31% |
| Schneider Electric | 0.31% |
| Astrazeneca Plc | 0.29% |
| Visa Inc Class A | 0.27% |
| Merck & Co Inc | 0.26% |
| Hsbc Holdings Plc | 0.24% |
| Mastercard Inc Class A | 0.24% |
| Salesforce Inc | 0.24% |
| Home Depot Inc | 0.23% |
| Cisco Systems Inc | 0.22% |
| Sherwin Williams | 0.22% |
| Advanced Micro Devices Inc | 0.22% |
| Thermo Fisher Scientific Inc | 0.21% |
| Sap | 0.21% |
| Tencent Holdings Ltd | 0.20% |
| Novartis Ag | 0.20% |
| East Japan Railway | 0.20% |
| Roche Holding Par Ag | 0.19% |
| Walmart Inc | 0.19% |
| Servicenow Inc | 0.19% |
| Ferrovial | 0.19% |
| Chubb Ltd | 0.19% |
| Central Japan Railway | 0.19% |
| 3i Group Plc | 0.19% |
| Accenture Plc Class A | 0.18% |
| Mcdonalds Corp | 0.18% |
| Adobe Inc | 0.18% |
| Danaher Corp | 0.17% |
| Texas Instrument Inc | 0.17% |
| Abbott Laboratories | 0.16% |
| Qualcomm Inc | 0.16% |
| Abb Ltd | 0.16% |

| Asset Class & Holdings | % of fund net assets |
|---|----------------------|
| International equities (continued) | |
| Aecom | 0.16% |
| Aflac Inc | 0.16% |
| Amgen Inc | 0.15% |
| Snowflake Inc Class A | 0.15% |
| Asml Holding Nv | 0.15% |
| Quanta Services Inc | 0.15% |
| Toyota Motor Corp | 0.14% |
| Pfizer Inc | 0.14% |
| Manulife Financial Corp | 0.14% |
| Eaton Plc | 0.14% |
| Procter & Gamble | 0.14% |
| Lloyds Banking Group Plc | 0.14% |
| Medtronic Plc | 0.13% |
| Analog Devices Inc | 0.13% |
| Terna Rete Elettrica Nazionale | 0.13% |
| Intuitive Surgical Inc | 0.13% |
| Applied Material Inc | 0.13% |
| Sanofi Sa | 0.13% |
| Digital Realty Trust Reit Inc | 0.13% |
| Bristol Myers Squibb | 0.12% |
| Intuit Inc | 0.12% |
| Motorola Solutions Inc | 0.12% |
| Boston Scientific Corp | 0.12% |
| S&P Global Inc | 0.12% |
| Parker-Hannifin Corp | 0.12% |
| Wheaton Precious Metals Corp | 0.12% |
| Equinix Reit Inc | 0.12% |
| Automatic Data Processing Inc | 0.12% |
| Alibaba Group Holding Ltd | 0.12% |
| Metlife Inc | 0.12% |
| Hydro One Ltd | 0.12% |
| Sony Group Corp | 0.12% |
| Lowes Companies Inc | 0.11% |
| Tjx Inc | 0.11% |
| American Express | 0.11% |
| Nordea Bank | 0.11% |
| Wells Fargo | 0.11% |
| Stryker Corp | 0.11% |
| Trane Technologies Plc | 0.11% |
| Corning Inc | 0.11% |
| Intel Corporation Corp | 0.11% |
| Comcast Corp Class A | 0.11% |
| EURNZD Maturing 29/10/2024 (BZL NZ) | 0.11% |
| Walt Disney | 0.11% |
| Progressive Corp | 0.10% |
| Coca-Cola | 0.10% |
| Lvmh | 0.10% |
| Fastenal | 0.10% |
| Booking Holdings Inc | 0.10% |
| Toronto Dominion | 0.10% |
| Bank Of America Corp | 0.10% |
| Xylem Inc | 0.10% |
| Zoetis Inc Class A | 0.10% |
| Vestas Wind Systems | 0.10% |
| Super Micro Computer | 0.10% |
| Baloise Holding Ag | 0.10% |
| Illinois Tool Inc | 0.10% |
| First Solar Inc | 0.10% |
| Kenvue Inc | 0.10% |
| Deere | 0.10% |
| Becton Dickinson | 0.10% |
| Siemens N Ag | 0.10% |
| Gilead Sciences Inc | 0.09% |
| Hartford Financial Services Group | 0.09% |
| Unicredit | 0.09% |
| Vinci Sa | 0.09% |
| Cummins Inc | 0.09% |
| Novozymes B | 0.09% |

| Asset Class & Holdings | % of fund net assets |
|---|----------------------|
| International equities (continued) | |
| Marsh & McLennan Inc | 0.09% |
| Glaxosmithkline | 0.09% |
| Intact Financial Corp | 0.09% |
| Pepsico Inc | 0.09% |
| Fujifilm Holdings Corp | 0.09% |
| Samsung Electronics Ltd | 0.09% |
| Regeneron Pharmaceuticals Inc | 0.09% |
| West Japan Railway | 0.09% |
| Verizon Communications Inc | 0.09% |
| Vertex Pharmaceuticals Inc | 0.09% |
| Capitaland Integrated Commercial T | 0.09% |
| Kla Corp | 0.09% |
| Travelers Companies Inc | 0.09% |
| Elevance Health Inc | 0.09% |
| Micron Technology Inc | 0.09% |
| Zurich Insurance Group Ag | 0.08% |
| Uber Technologies Inc | 0.08% |
| AUDNZD Maturing 29/10/2024 (BZL NZ) | 0.08% |
| United Rentals Inc | 0.08% |
| Industria De Diseno Textil Inditex | 0.08% |
| Morgan Stanley | 0.08% |
| Royal Bank Of Canada | 0.08% |
| Barclays Plc | 0.08% |
| Amphenol Corp Class A | 0.08% |
| Keyence Corp | 0.08% |
| Ww Grainger Inc | 0.08% |
| Mitsubishi Ufj Financial Group Inc | 0.08% |
| Haleon Plc | 0.08% |
| Banco Santander Sa | 0.08% |
| Arch Capital Group Ltd | 0.08% |
| Autodesk Inc | 0.08% |
| Goldman Sachs Group Inc | 0.08% |
| Redeia Corporacion Sa | 0.08% |
| Akzo Nobel Nv | 0.08% |
| Aia Group Ltd | 0.08% |
| Roper Technologies Inc | 0.08% |
| Hitachi Ltd | 0.08% |
| Sun Life Financial Inc | 0.08% |
| F5 Inc | 0.08% |
| Palo Alto Networks Inc | 0.08% |
| Diageo Plc | 0.08% |
| Contemporary Amperex Technology Lt | 0.07% |
| Te Connectivity Ltd | 0.07% |
| Tokio Marine Holdings Inc | 0.07% |
| Skanska B | 0.07% |
| Skandinaviska Enskilda Banken | 0.07% |
| Pentair | 0.07% |
| Nec Corp | 0.07% |
| Union Pacific Corp | 0.07% |
| Kingspan Group Plc | 0.07% |
| Relx Plc | 0.07% |
| Oreilly Automotive Inc | 0.07% |
| Fortive Corp | 0.07% |
| Partners Group Holding Ag | 0.07% |
| Fiserv Inc | 0.07% |
| Bank Of New York Mellon Corp | 0.07% |
| Rockwell Automation Inc | 0.07% |
| Cme Group Inc Class A | 0.07% |
| Dollarama Inc | 0.07% |
| Loreal Sa | 0.07% |
| Moodys Corp | 0.07% |
| Intercontinental Exchange Inc | 0.07% |
| Reliance Steel & Aluminum | 0.07% |
| Recruit Holdings Ltd | 0.07% |
| Bnp Paribas Sa | 0.07% |
| Shopify Subordinate Voting Inc Cla | 0.07% |
| Tdk Corp | 0.07% |
| Wartsila | 0.07% |

| Asset Class & Holdings | % of fund net assets |
|---|----------------------|
| International equities (continued) | |
| Meituan | 0.07% |
| Thomson Reuters Corp | 0.07% |
| Samsung Sdi Ltd | 0.07% |
| At&T Inc | 0.07% |
| Starbucks Corp | 0.07% |
| Ameriprise Finance Inc | 0.07% |
| Arista Networks Inc | 0.06% |
| Aviva Plc | 0.06% |
| Stantec Inc | 0.06% |
| Intesa Sanpaolo | 0.06% |
| Fanuc Corp | 0.06% |
| Nucor Corp | 0.06% |
| Arthur J Gallagher | 0.06% |
| Lam Research Corp | 0.06% |
| Yokogawa Electric Corp | 0.06% |
| Paccar Inc | 0.06% |
| Ebay Inc | 0.06% |
| American Tower Reit Corp | 0.06% |
| Element Fleet Management Corp | 0.06% |
| Byd Ltd H | 0.06% |
| Brown Forman Corp Class B | 0.06% |
| Ge Vernova Inc | 0.06% |
| Fast Retailing Ltd | 0.06% |
| Charles Schwab Corp | 0.06% |
| Cdw Corp | 0.06% |
| Nike Inc Class B | 0.06% |
| Cintas Corp | 0.06% |
| Swiss Prime Site Ag | 0.06% |
| Wr Berkley Corp | 0.06% |
| Keurig Dr Pepper Inc | 0.06% |
| Hewlett Packard Enterprise | 0.06% |
| Sampo Class A | 0.06% |
| Daiichi Sankyo Ltd | 0.06% |
| Church And Dwight Inc | 0.06% |
| Tmx Group Ltd | 0.06% |
| Banco Bilbao Vizcaya Argentaria Sa | 0.06% |
| Kubota Corp | 0.06% |
| Steel Dynamics Inc | 0.06% |
| Fujitsu Ltd | 0.06% |
| Essex Property Trust Reit Inc | 0.06% |
| Edp Renovaveis Sa | 0.06% |
| Svenska Handelsbanken-A Shs | 0.06% |
| Simon Property Group Reit Inc | 0.06% |
| Verbund Ag | 0.06% |
| Lg Energy Solution Ltd | 0.06% |
| Enphase Energy Inc | 0.06% |
| Mercadolibre Inc | 0.06% |
| Murata Manufacturing Ltd | 0.06% |
| Ing Groep Nv | 0.06% |
| Palantir Technologies Inc Class A | 0.06% |
| Omron Corp | 0.05% |
| Ubs Group Ag | 0.05% |
| Essilorluxottica Sa | 0.05% |
| Alstom Sa | 0.05% |
| Dassault Systemes | 0.05% |
| Howmet Aerospace Inc | 0.05% |
| Cgi Inc Class A | 0.05% |
| Agilent Technologies Inc | 0.05% |
| Autozone Inc | 0.05% |
| Li Auto Class A Inc | 0.05% |
| General Mills Inc | 0.05% |
| Target Corp | 0.05% |
| Iqvia Holdings Inc | 0.05% |
| Chugai Pharmaceutical Ltd | 0.05% |
| Willis Towers Watson Plc | 0.05% |
| Colgate-Palmolive | 0.05% |
| Realty Income Reit Corp | 0.05% |
| Knorr Bremse Ag | 0.05% |

| Asset Class & Holdings | % of fund net assets |
|---|----------------------|
| International equities (continued) | |
| Juniper Networks Inc | 0.05% |
| Paypal Holdings Inc | 0.05% |
| Tokyo Electron Ltd | 0.05% |
| Agnico Eagle Mines Ltd | 0.05% |
| Kkr And Co Inc | 0.05% |
| Klepierre Reit Sa | 0.05% |
| Rockwool International B | 0.05% |
| Kimberly Clark Corp | 0.05% |
| Delta Electronics Inc | 0.05% |
| Ppg Industries Inc | 0.05% |
| Linde Plc | 0.05% |
| Mckesson Corp | 0.05% |
| Byd Ltd A | 0.05% |
| Constellation Brands Inc Class A | 0.05% |
| Kesko Class B | 0.05% |
| Welltower Inc | 0.05% |
| Softbank Group Corp | 0.05% |
| Ge Healthcare Technologies Inc | 0.05% |
| Prosus Nv Class N | 0.05% |
| Cvs Health Corp | 0.05% |
| Brown & Brown Inc | 0.05% |
| Trimble Inc | 0.05% |
| Prologis Reit Inc | 0.05% |
| Cincinnati Financial Corp | 0.04% |
| Cadence Design Systems Inc | 0.04% |
| Marvell Technology Inc | 0.04% |
| Nxp Semiconductors Nv | 0.04% |
| Crown Castle Inc | 0.04% |
| Erie Indemnity Class A | 0.04% |
| Hubbell Inc | 0.04% |
| Ross Stores Inc | 0.04% |
| Bank Central Asia | 0.04% |
| Paychex Inc | 0.04% |
| Monster Beverage Corp | 0.04% |
| Rpm International Inc | 0.04% |
| Ametek Inc | 0.04% |
| Keisei Electric Railway Ltd | 0.04% |
| Mtr Corporation Corp Ltd | 0.04% |
| Kyocera Corp | 0.04% |
| Unilever Plc | 0.04% |
| Capitaland Ascendas Reit | 0.04% |
| Hca Healthcare Inc | 0.04% |
| Ivanhoe Mines Ltd Class A | 0.04% |
| Synopsys Inc | 0.04% |
| T Rowe Price Group Inc | 0.04% |
| Mettler Toledo Inc | 0.04% |
| Allianz | 0.04% |
| Chipotle Mexican Grill Inc | 0.04% |
| Gecina Sa | 0.04% |
| Csx Corp | 0.04% |
| Hong Kong Exchanges And Clearing L | 0.04% |
| Cbre Group Inc Class A | 0.04% |
| Idex Corp | 0.04% |
| Gjensidige Forsikring | 0.04% |
| Gartner Inc | 0.04% |
| Hoya Corp | 0.04% |
| London Stock Exchange Group Plc | 0.04% |
| Nn Group Nv | 0.04% |
| Fox Corp Class B | 0.04% |
| Johnson Controls International Plc | 0.04% |
| American Financial Group Inc | 0.04% |
| Japan Exchange Group Inc | 0.04% |
| Clorox | 0.04% |
| Yaskawa Electric Corp | 0.04% |
| Swisscom Ag | 0.04% |
| Nvr Inc | 0.04% |
| Mccormick & Co Non-Voting Inc | 0.04% |
| Elia Group Sa | 0.04% |

| Asset Class & Holdings | % of fund net assets |
|---|----------------------|
| International equities (continued) | |
| United Parcel Service Inc Class B | 0.04% |
| Regions Financial Corp | 0.04% |
| Shin Etsu Chemical Ltd | 0.04% |
| Shizuoka Financial Group Inc | 0.04% |
| Public Storage Reit | 0.04% |
| Fortinet Inc | 0.04% |
| Ferguson Enterprises Inc | 0.04% |
| Idexx Laboratories Inc | 0.04% |
| Blackrock Inc | 0.04% |
| Transdigm Group Inc | 0.04% |
| Helvetia Holding Ag | 0.04% |
| Waters Corp | 0.04% |
| West Pharmaceutical Services Inc | 0.04% |
| Hershey Foods | 0.04% |
| Natwest Group Plc | 0.04% |
| Southern Copper Corp | 0.04% |
| Toromont Industries Ltd | 0.04% |
| Vici Pptys Inc | 0.04% |
| Fincobank Banca Fineco | 0.03% |
| Brookfield Asset Management Voting | 0.03% |
| Swiss Life Holding Ag | 0.03% |
| Allstate Corp | 0.03% |
| Nintendo Ltd | 0.03% |
| Sysco Corp | 0.03% |
| Waste Management Inc | 0.03% |
| Fair Isaac Corp | 0.03% |
| Pernod Ricard Sa | 0.03% |
| NZDCAD Maturing 29/10/2024 (BZL NZ) | 0.03% |
| Seiko Epson Corp | 0.03% |
| Rogers Communications Non-Voting I | 0.03% |
| Bunzl | 0.03% |
| Mondelez International Inc Class A | 0.03% |
| Canon Inc | 0.03% |
| Voltronic Power Technology Corp | 0.03% |
| Gamuda | 0.03% |
| Antofagasta Plc | 0.03% |
| Cigna | 0.03% |
| Pdd Holdings Ads Inc | 0.03% |
| Verisk Analytics Inc | 0.03% |
| Markel Group Inc | 0.03% |
| Vonovia Se | 0.03% |
| Deutsche Bank Ag | 0.03% |
| Aena Sme Sa | 0.03% |
| Crowdstrike Holdings Inc Class A | 0.03% |
| Garmin Ltd | 0.03% |
| Broadridge Financial Solutions Inc | 0.03% |
| Us Bancorp | 0.03% |
| Covivio Sa | 0.03% |
| Berkeley Group Holdings (The) Plc | 0.03% |
| Experian Plc | 0.03% |
| Axon Enterprise Inc | 0.03% |
| Amadeus It Group Sa | 0.03% |
| Kimco Realty Reit Corp | 0.03% |
| Fidelity National Information Serv | 0.03% |
| Warehouses De Pauw Nv | 0.03% |
| Daikin Industries Ltd | 0.03% |
| Restaurants Brands International I | 0.03% |
| Airbnb Inc Class A | 0.03% |
| Edwards Lifesciences Corp | 0.03% |
| Doordash Inc Class A | 0.03% |
| Martin Marietta Materials Inc | 0.03% |
| Sekisui Chemical Ltd | 0.03% |
| Sumitomo Mitsui Financial Group In | 0.03% |
| Cameco Corp | 0.03% |
| Cardinal Health Inc | 0.03% |
| Electronic Arts Inc | 0.03% |
| Newmont | 0.03% |
| Humana Inc | 0.03% |

| Asset Class & Holdings | % of fund net assets |
|---|----------------------|
| International equities (continued) | |
| Nordson Corp | 0.03% |
| Komatsu Ltd | 0.03% |
| Henderson Land Development Ltd | 0.03% |
| Norfolk Southern Corp | 0.03% |
| Kghm Polska Miedz Sa | 0.03% |
| Ucb Sa | 0.03% |
| Ashtead Group Plc | 0.03% |
| Acciona Sa | 0.03% |
| Prudential Plc | 0.03% |
| Archer Daniels Midland | 0.03% |
| Tryg | 0.03% |
| Reckitt Benckiser Group Plc | 0.03% |
| Mediatek Inc | 0.03% |
| Netapp Inc | 0.03% |
| Copart Inc | 0.03% |
| Healthpeak Properties Inc | 0.03% |
| Hologic Inc | 0.03% |
| Discover Financial Services | 0.03% |
| Beijing-Shanghai High Speed Railwa | 0.03% |
| Next Plc | 0.03% |
| Allegion Plc | 0.03% |
| Igm Financial Inc | 0.03% |
| Otis Worldwide Corp | 0.03% |
| Astellas Pharma Inc | 0.03% |
| Vulcan Materials | 0.03% |
| Japan Real Estate Investment Trust | 0.03% |
| Citigroup Inc | 0.03% |
| Xinyi Solar Holdings Ltd | 0.03% |
| Acs Actividades De Construccion Y | 0.03% |
| Tis Inc | 0.03% |
| Deutsche Boerse Ag | 0.03% |
| Albemarle Corp | 0.03% |
| Nippon Building Fund Reit Inc | 0.03% |
| Standard Chartered Plc | 0.03% |
| Getlink | 0.03% |
| Lundbergforetagen Class B | 0.03% |
| Constellation Software Inc | 0.03% |
| Stanley Black & Decker Inc | 0.03% |
| Bce Inc | 0.03% |
| Trip.Com Group Ltd | 0.03% |
| Bouygues Sa | 0.03% |
| Mitsubishi Corp | 0.03% |
| Kraft Heinz | 0.03% |
| Gen Digital Inc | 0.03% |
| Graco Inc | 0.03% |
| Hermes International | 0.03% |
| Ch Robinson Worldwide Inc | 0.03% |
| Nasdaq Inc | 0.03% |
| Jm Smucker | 0.02% |
| Henry Schein Inc | 0.02% |
| Builders Firstsource Inc | 0.02% |
| Firstservice Subordinate Voting Co | 0.02% |
| Carlisle Companies Inc | 0.02% |
| Olympus Corp | 0.02% |
| Itochu Corp | 0.02% |
| Kellanova | 0.02% |
| Tim Sa | 0.02% |
| Wolters Kluwer Nv | 0.02% |
| Lkq Corp | 0.02% |
| Sk Hynix Inc | 0.02% |
| Trade Desk Inc Class A | 0.02% |
| Capital One Financial Corp | 0.02% |
| Cia Paranaense De Energia Copel Pr | 0.02% |
| Lonza Group Ag | 0.02% |
| Scb X Public Company Limited Non-V | 0.02% |
| Biogen Inc | 0.02% |
| Nio Class A Inc | 0.02% |
| Franklin Resources Inc | 0.02% |

| Asset Class & Holdings | % of fund net assets |
|---|----------------------|
| International equities (continued) | |
| Yum Brands Inc | 0.02% |
| Avalonbay Communities Reit Inc | 0.02% |
| M&T Bank Corp | 0.02% |
| Molson Coors Brewing Class B | 0.02% |
| Corpay Inc | 0.02% |
| Bb Seguridade Sa | 0.02% |
| GBPNZD Maturing 29/10/2024 (BZL NZ) | 0.02% |
| Hormel Foods Corp | 0.02% |
| Netease Inc | 0.02% |
| Air Products And Chemicals Inc | 0.02% |
| Aon Plc Class A | 0.02% |
| Xpeng Class A Inc | 0.02% |
| Swedbank | 0.02% |
| Pzu Sa | 0.02% |
| A O Smith Corp | 0.02% |
| Amcor Plc | 0.02% |
| Dell Technologies Inc Class C | 0.02% |
| Federal Realty Investment Trust Re | 0.02% |
| Lotus Bakeries Nv | 0.02% |
| W. P. Carey Reit Inc | 0.02% |
| Westinghouse Air Brake Technologie | 0.02% |
| Owens Corning | 0.02% |
| Zimmer Biomet Holdings Inc | 0.02% |
| Delta Electronics (Thailand) Non-V | 0.02% |
| Estee Lauder Inc Class A | 0.02% |
| Dover Corp | 0.02% |
| Quebecor Inc Class B | 0.02% |
| Expeditors International Of Washin | 0.02% |
| Fibra Uno Administracion Reit Sa | 0.02% |
| Banco Bpm | 0.02% |
| T Mobile Us Inc | 0.02% |
| Ecolab Inc | 0.02% |
| Liberty Media Formula One Corp Ser | 0.02% |
| Powszechna Kasa Oszczednosci Bank | 0.02% |
| American International Group Inc | 0.02% |
| Bc Vaud N | 0.02% |
| Industrivarden A | 0.02% |
| Taiwan High Speed Rail Corp | 0.02% |
| Genuine Parts | 0.02% |
| Ulta Beauty Inc | 0.02% |
| Royalty Pharma Plc Class A | 0.02% |
| Charter Communications Inc Class A | 0.02% |
| Oriental Land Ltd | 0.02% |
| Microchip Technology Inc | 0.02% |
| Dupont De Nemours Inc | 0.02% |
| Cencora Inc | 0.02% |
| Equifax Inc | 0.02% |
| Pnc Financial Services Group Inc | 0.02% |
| Ia Financial Inc | 0.02% |
| Lennar A Corp Class A | 0.02% |
| Carrier Global Corp | 0.02% |
| Caixabank Sa | 0.02% |
| Zoom Video Communications Inc Clas | 0.02% |
| Rio Tinto Plc | 0.02% |
| Nibe Industrier Class B | 0.02% |
| Veeva Systems Inc Class A | 0.02% |
| Watsco Inc | 0.02% |
| D R Horton Inc | 0.02% |
| Zhuzhou Crrc Times Electric Ltd H | 0.02% |
| Extra Space Storage Reit Inc | 0.02% |
| Kweichow Moutai Ltd A | 0.02% |
| Universal Music Group Nv | 0.02% |
| Workday Inc Class A | 0.02% |
| Advantest Corp | 0.02% |
| Budimex Sa | 0.02% |
| Danske Bank | 0.02% |
| Avantor Inc | 0.02% |
| Everest Group Ltd | 0.02% |

| Asset Class & Holdings | % of fund net assets |
|---|----------------------|
| International equities (continued) | |
| Admiral Group Plc | 0.02% |
| Kingdee Int L Software Group Ltd | 0.02% |
| Snap On Inc | 0.02% |
| Dexcom Inc | 0.02% |
| Mizuho Financial Group Inc | 0.02% |
| Power Corporation Of Canada | 0.02% |
| Bangkok Expressway And Metro Pcl N | 0.02% |
| Disco Corp | 0.02% |
| Intouch Holdings Non-Voting Dr Pcl | 0.02% |
| Legrand Sa | 0.02% |
| Societe Generale Sa | 0.02% |
| Nari Technology Ltd A | 0.02% |
| Kddi Corp | 0.02% |
| Taylor Wimpey Plc | 0.02% |
| Tele2 B | 0.02% |
| Nippon Prologis Reit Inc | 0.02% |
| Kbc Groep | 0.02% |
| China Overseas Land Investment Ltd | 0.02% |
| Old Dominion Freight Line Inc | 0.02% |
| Compass Group Plc | 0.02% |
| Northern Trust Corp | 0.02% |
| Honda Motor Ltd | 0.02% |
| Godaddy Inc Class A | 0.02% |
| Informa Plc | 0.02% |
| Takeda Pharmaceutical Ltd | 0.02% |
| Promotora Y Operadora De Infraestr | 0.02% |
| Ptc Inc | 0.02% |
| Sungrow Power Supply Ltd A | 0.02% |
| Alcon Ag | 0.02% |
| Asahi Group Holdings Ltd | 0.02% |
| Givaudan Sa | 0.02% |
| Credit Agricole Sa | 0.02% |
| Keysight Technologies Inc | 0.02% |
| Emcor Group Inc | 0.02% |
| Solventum Corp | 0.02% |
| Boliden | 0.02% |
| Fedex Corp | 0.02% |
| Companhia Concessoes Rodoviaras S | 0.02% |
| Commerzbank Ag | 0.02% |
| Exelon Corp | 0.02% |
| Dnb Bank | 0.02% |
| Westlake Corp | 0.02% |
| Chocoladefabriken Lindt & Spruengl | 0.02% |
| Omnicom Group Inc | 0.02% |
| Labcorp Holdings Inc | 0.02% |
| Microstrategy Inc Class A | 0.02% |
| Iron Mountain Inc | 0.02% |
| Erste Group Bank Ag | 0.02% |
| Engie Brasil Energia Sa | 0.02% |
| Veralto Corp | 0.02% |
| Aptiv Plc | 0.02% |
| Grupo Aeroportuario Del Sureste B | 0.02% |
| Coway Ltd | 0.02% |
| Localiza Rent A Car Sa | 0.02% |
| Yuhan Corp | 0.02% |
| Mitsubishi Estate Co Ltd | 0.02% |
| Revvity Inc | 0.02% |
| Beijing Enterprises Water Group Lt | 0.02% |
| China Three Gorges Renewables(Grou | 0.02% |
| Bank Pekao Sa | 0.01% |
| Atlassian Corp Class A | 0.01% |
| Exor Nv | 0.01% |
| Block Inc Class A | 0.01% |
| Nh Investment & Securities Ltd | 0.01% |
| Pool Corp | 0.01% |
| B3 Brasil Bolsa Balcao Sa | 0.01% |
| Sandoz Group Ag | 0.01% |
| Rollins Inc | 0.01% |

| Asset Class & Holdings | % of fund net assets |
|---|----------------------|
| International equities (continued) | |
| Cpfl Energia Sa | 0.01% |
| Shionogi Ltd | 0.01% |
| Cognizant Technology Solutions Cor | 0.01% |
| Softbank Corp | 0.01% |
| Smc (Japan) Corp | 0.01% |
| Invitation Homes Inc | 0.01% |
| Jack Henry And Associates Inc | 0.01% |
| Verisign Inc | 0.01% |
| Singapore Exchange Ltd | 0.01% |
| Cmoc Group Ltd | 0.01% |
| Zillow Group Inc Class C | 0.01% |
| Open Text Corp | 0.01% |
| Wiwynn Corporation Corp | 0.01% |
| Krungthai Card Non-Voting Dr Pcl | 0.01% |
| Adyen Nv | 0.01% |
| Roblox Corp Class A | 0.01% |
| Ono Pharmaceutical Ltd | 0.01% |
| Ingersoll Rand Inc | 0.01% |
| Lululemon Athletica Inc | 0.01% |
| Vertiv Holdings Class A | 0.01% |
| American Homes Rent Reit Class A | 0.01% |
| Global Payments Inc | 0.01% |
| Terumo Corp | 0.01% |
| Ansys Inc | 0.01% |
| Orix Corp | 0.01% |
| Meritz Financial Group Inc | 0.01% |
| Kinross Gold Corp | 0.01% |
| Moderna Inc | 0.01% |
| Tradeweb Markets Inc Class A | 0.01% |
| Alnylam Pharmaceuticals Inc | 0.01% |
| Jumbo Sa | 0.01% |
| Lennox International Inc | 0.01% |
| Insulet Corp | 0.01% |
| Costar Group Inc | 0.01% |
| Bxp Inc | 0.01% |
| Epiroc Class B | 0.01% |
| Teradyne Inc | 0.01% |
| Coinbase Global Inc Class A | 0.01% |
| Monolithic Power Systems Inc | 0.01% |
| Longi Green Energy Technology Ltd | 0.01% |
| Corteva Inc | 0.01% |
| Bio Techne Corp | 0.01% |
| U Haul Non Voting Series N | 0.01% |
| Hilton Worldwide Holdings Inc | 0.01% |
| Yadea Group Holdings Ltd | 0.01% |
| Airports Of Thailand Non-Voting Dr | 0.01% |
| Hanwha Solutions Corp | 0.01% |
| Nidec Corp | 0.01% |
| Dieteren (D) Sa | 0.01% |
| Recordati Industria Chimica E Farm | 0.01% |
| Anheuser-Busch Inbev Sa | 0.01% |
| Sompo Holdings Inc | 0.01% |
| Geberit Ag | 0.01% |
| Orion Class B | 0.01% |
| Sba Communications Reit Corp Class | 0.01% |
| Zhejiang Expressway Ltd H | 0.01% |
| Raia Drogasil | 0.01% |
| Argenx | 0.01% |
| Bayer Ag | 0.01% |
| Merck | 0.01% |
| Ms&Ad Insurance Group Holdings Inc | 0.01% |
| Nippon Telegraph And Telephone Cor | 0.01% |
| Loblaw Companies Ltd | 0.01% |
| Hikari Tsushin Inc | 0.01% |
| Samsung Life Ltd | 0.01% |
| Wuliangye Yibin Ltd A | 0.01% |
| Lundin Mining Corp | 0.01% |
| Renasas Electronics Corp | 0.01% |

| Asset Class & Holdings | % of fund net assets |
|---|----------------------|
| International equities (continued) | |
| Factset Research Systems Inc | 0.01% |
| Coloplast B | 0.01% |
| Sika Ag | 0.01% |
| Dollar Tree Inc | 0.01% |
| Illumina Inc | 0.01% |
| Gree Electric Appliances Inc Of Zh | 0.01% |
| Denso Corp | 0.01% |
| Smith And Nephew Plc | 0.01% |
| Cboe Global Markets Inc | 0.01% |
| Grupo Aeroportuario Del Pacifico | 0.01% |
| Fairfax Financial Holdings Sub Tot | 0.01% |
| Siemens Healthineers Ag | 0.01% |
| Persimmon Plc | 0.01% |
| Sichuan Chuantou Energy Ltd A | 0.01% |
| Sumitomo Metal Mining Ltd | 0.01% |
| Tetra Tech Inc | 0.01% |
| Walmart De Mexico V | 0.01% |
| Banco De Sabadell Sa | 0.01% |
| Great West Lifeco Inc | 0.01% |
| Topbuild Corp | 0.01% |
| Banco Del Bajio Institucion De Ban | 0.01% |
| Burlington Stores Inc | 0.01% |
| Schindler Holding Ag | 0.01% |
| Marketaxess Holdings Inc | 0.01% |
| Grupo Mexico B | 0.01% |
| NZDCHF Maturing 29/10/2024 (BZL NZ) | 0.01% |
| Raymond James Inc | 0.01% |
| Bank Of Ireland Group Plc | 0.01% |
| Datadog Inc Class A | 0.01% |
| Naver Corp | 0.01% |
| Qiagen Nv | 0.01% |
| Travelsky Technology Ltd H | 0.01% |
| Align Technology Inc | 0.01% |
| Anglo American Plc | 0.01% |
| Santander Bank Polska Sa | 0.01% |
| Barratt Developments | 0.01% |
| Advanced Drainage Systems Inc | 0.01% |
| Crrc Corp Ltd H | 0.01% |
| Baidu Class A Inc | 0.01% |
| Kao Corp | 0.01% |
| Bentley Systems Inc Class B | 0.01% |
| Toro | 0.01% |
| Nomura Research Institute Ltd | 0.01% |
| Lincoln Electric Holdings Inc | 0.01% |
| Centene Corp | 0.01% |
| Hp Inc | 0.01% |
| Azrieli Group Ltd | 0.01% |
| Nice Ltd | 0.01% |
| Toast Inc Class A | 0.01% |
| Mitsui Fudosan Ltd | 0.01% |
| Atlas Copco Class A | 0.01% |
| Epam Systems Inc | 0.01% |
| Conagra Brands Inc | 0.01% |
| Otsuka Holdings Ltd | 0.01% |
| Tutor Perini Corp | 0.01% |
| On Semiconductor Corp | 0.01% |
| Regal Rexnord Corp | 0.01% |
| Ecopro Bm Ltd | 0.01% |
| Daifuku Ltd | 0.01% |
| Amman Mineral Internacional | 0.01% |
| Abn Amro Bank Nv | 0.01% |
| Hotai Motor Ltd | 0.01% |
| Ss And C Technologies Holdings Inc | 0.01% |
| Weg Sa | 0.01% |
| China International Capital Corp L | 0.01% |
| Aib Group Plc | 0.01% |
| Accton Technology Corp | 0.01% |
| Matsukiyokara | 0.01% |

| Asset Class & Holdings | % of fund net assets |
|---|----------------------|
| International equities (continued) | |
| Shimano Inc | 0.01% |
| Rentokil Initial Plc | 0.01% |
| Grab Holdings Ltd Class A | 0.01% |
| Baxter International Inc | 0.01% |
| Tongwei Ltd A | 0.01% |
| Cosmoam&T Ltd | 0.01% |
| Eisai Ltd | 0.01% |
| Koninklijke Philips Nv | 0.01% |
| Sumitomo Corp | 0.01% |
| Samsung Biologics Ltd | 0.01% |
| Kering Sa | 0.01% |
| Rb Global Inc | 0.01% |
| Dai-Ichi Life Holdings Inc | 0.01% |
| Sendas Distribuidora Sa | 0.01% |
| Ventas Reit Inc | 0.01% |
| Pop Mart International Group Ltd | 0.01% |
| Bridgestone Corp | 0.01% |
| Amorepacific Corp | 0.01% |
| Hypermarcas Sa | 0.01% |
| Turkcell Iletisim Hizmetleri A | 0.01% |
| Ajinomoto Inc | 0.01% |
| Pan Pacific International Holdings | 0.01% |
| Coca Cola Europacific Partners Plc | 0.01% |
| Eagle Materials Inc | 0.01% |
| Bim Birlesik Magazalar A | 0.01% |
| Obic Ltd | 0.01% |
| Aeon Ltd | 0.01% |
| Jd Health International Inc | 0.01% |
| Panasonic Holdings Corp | 0.01% |
| Hubspot Inc | 0.01% |
| Orkla | 0.01% |
| Crane | 0.01% |
| Campbell Soup | 0.01% |
| Davide Campari Milano Nv | 0.01% |
| Chailease Holding Ltd | 0.01% |
| Tractor Supply | 0.01% |
| Nippon Steel Corp | 0.01% |
| China Resources Microelectronics L | 0.01% |
| Lasertec Corp | 0.01% |
| Advanced Micro-Fabrication Equipme | 0.01% |
| Wesco International Inc | 0.01% |
| Rbc Bearings Inc | 0.01% |
| Genting Singapore Ltd | 0.01% |
| Alibaba Health Information Tech Lt | 0.01% |
| Acuity Brands Inc | 0.01% |
| L&F Ltd | 0.01% |
| Oracle Japan Corp | 0.01% |
| Tyler Technologies Inc | 0.01% |
| Dsm Firmenich Ag | 0.01% |
| Zozo Inc | 0.01% |
| China Feihe Ltd | 0.01% |
| Systemex Corp | 0.01% |
| Badger Meter Inc | 0.01% |
| Catalent Inc | 0.01% |
| Cloudflare Inc Class A | 0.01% |
| Prologis Property Mexico Reit Sa | 0.01% |
| Ati Inc | 0.01% |
| Teva Pharmaceutical Industries Adr | 0.01% |
| Sk Biopharmaceuticals Ltd | 0.01% |
| Charles River Laboratories Interna | 0.01% |
| Take Two Interactive Software Inc | 0.01% |
| Mueller Industries Inc | 0.01% |
| Straumann Holding Ag | 0.01% |
| Allegro Sa | 0.01% |
| Xiaomi Corp | 0.01% |
| China Ruyi Holdings Ltd | 0.01% |
| Japan Post Holdings Ltd | 0.01% |
| Argan Inc | 0.01% |

| Asset Class & Holdings | % of fund net assets |
|---|----------------------|
| International equities (continued) | |
| Shenzhen Inovance Technology Ltd A | 0.01% |
| Dsv | 0.01% |
| Ecopro Ltd | 0.01% |
| Yapi Ve Kredi Bankasi A | 0.01% |
| Qinghai Salt Lake Industry Ltd A | 0.01% |
| Halma Plc | 0.01% |
| Ipsen Sa | 0.01% |
| Teleflex Inc | 0.01% |
| Miniso Group Holding Ltd | 0.01% |
| Annaly Capital Management Reit Inc | 0.01% |
| Western Digital Corp | 0.01% |
| Dollar General Corp | 0.01% |
| United States Lime And Minerals In | 0.01% |
| Hamamatsu Photonics | 0.01% |
| Sumitomo Mitsui Trust Group Inc | 0.01% |
| Amplifon | 0.01% |
| Jinko Solar Ltd A | 0.01% |
| Louisiana Pacific Corp | 0.01% |
| Shandong Weigao Gp Medical Polymer | 0.01% |
| Unicharm Corp | 0.01% |
| Nomura Holdings Inc | 0.01% |
| Us Steel Corp | 0.01% |
| Applovin Corp Class A | 0.01% |
| Seagate Technology Holdings Plc | 0.01% |
| Carpenter Technology Corp | 0.01% |
| Rohm Ltd | 0.01% |
| Shanghai Baosight Software Ltd A | 0.01% |
| Daiwa House Industry Ltd | 0.01% |
| Super Micro Computer Inc | 0.01% |
| Steris | 0.01% |
| Eurofins Scientific | 0.01% |
| Wynn Resorts Ltd | 0.01% |
| Topsports International Holdings L | 0.01% |
| Sterling Infrastructure Inc | 0.01% |
| Eastroc Beverage (Group) Ltd A | 0.01% |
| Alcoa Corp | 0.01% |
| Mongodb Inc Class A | 0.01% |
| Sekisui House Ltd | 0.01% |
| Nippon Yusen | 0.01% |
| Genmab | 0.01% |
| Jiangsu Expressway Ltd H | 0.01% |
| Deckers Outdoor Corp | 0.01% |
| Resona Holdings Inc | 0.01% |
| Spx Technologies Inc | 0.01% |
| Sonova Holding Ag | 0.01% |
| M3 Inc | 0.01% |
| Advantech Ltd | 0.01% |
| Williams Sonoma Inc | 0.01% |
| Makita Corp | 0.01% |
| Japan Post Bank Ltd | 0.01% |
| Bankinter Sa | 0.01% |
| Suzano Sa | 0.01% |
| Bio Rad Laboratories Inc Class A | 0.01% |
| Pinterest Inc Class A | 0.01% |
| United Therapeutics Corp | 0.01% |
| Ford Motor Co | 0.01% |
| Kone | 0.01% |
| Nongfu Spring Ltd H | 0.01% |
| Kobe Bussan Ltd | 0.01% |
| Fresenius Se And Co Kgaa | 0.01% |
| Vodafone Group Plc | 0.01% |
| Kuaishou Technology | 0.01% |
| Exponent Inc | 0.01% |
| Heico Corp Class A | 0.01% |
| Valmont Inds Inc | 0.01% |
| Draftkings Inc Class A | 0.01% |
| Manhattan Associates Inc | 0.01% |
| Cooper Inc | 0.01% |

| Asset Class & Holdings | % of fund net assets |
|---|-------------------------|
| International equities (continued) | |
| Equity Residential Reit | 0.01% |
| Turkiye Is Bankasi C | 0.01% |
| Mmg Ltd | 0.01% |
| Secom Ltd | 0.01% |
| Cleveland Cliffs Inc | 0.01% |
| Granite Construction Inc | 0.01% |
| Bawag Group Ag | 0.01% |
| Nokia | 0.01% |
| Commercial Metals | 0.01% |
| Largan Precision Ltd | 0.01% |
| Transunion | 0.01% |
| Schroders Plc | 0.01% |
| Sk Square Ltd | 0.01% |
| Zebra Technologies Corp Class A | 0.01% |
| Sanan Optoelectronics Ltd A | 0.01% |
| Hanjin Kal | 0.01% |
| Nexi | 0.01% |
| Construction Partners Inc Class A | 0.01% |
| Others | 0.93% |
| Total | 53.69% |
| Grand Total | 100% |

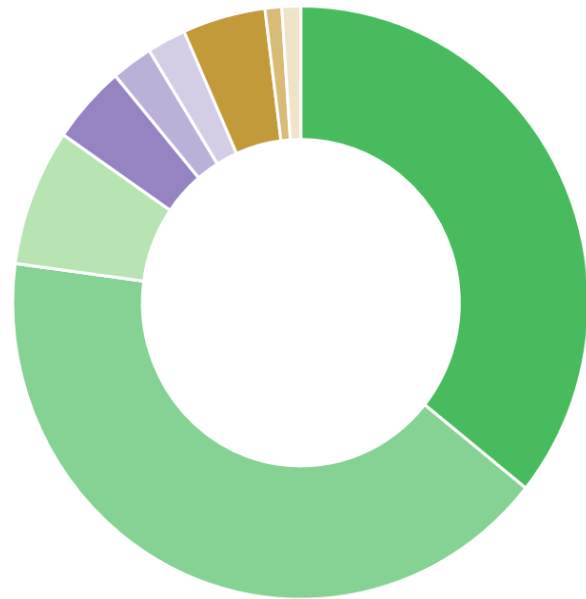
Balanced Fund Holdings

As at 30 September 2024



| Asset Class & Holdings Region | % Portfolio |
|-------------------------------------|---------------|
| Cash and cash equivalents | |
| New Zealand | 6.55% |
| Other | 0.15% |
| Total | 6.70% |
| New Zealand fixed interest | |
| New Zealand | 14.30% |
| Total | 14.30% |
| International fixed interest | |
| North America | 14.25% |
| Japan | 1.75% |
| Europe | 3.68% |
| United Kingdom | 0.85% |
| Emerging Markets | 0.69% |
| Europe - Non EMU | 0.01% |
| New Zealand | 0.01% |
| Australia | 0.03% |
| Other Countries | 0.14% |
| Total | 21.41% |
| Australasian equities | |
| New Zealand | 13.93% |
| Australia | 4.52% |
| Total | 18.45% |
| International equities | |
| North America | 27.06% |
| Europe | 3.78% |
| Japan | 2.52% |
| Emerging Markets | 1.48% |
| United Kingdom | 1.45% |
| New Zealand | 0.95% |
| Europe - Non EMU | 0.93% |
| Other Countries | 0.91% |
| Australia | 0.06% |
| Total | 39.13% |
| Grand Total | 100% |

Regional Asset Class Allocation



- New Zealand 35.74%
- North America 41.37%
- Europe 7.47%
- Japan 4.29%
- United Kingdom 2.32%
- Emerging Markets 2.18%
- Australia 4.65%
- Europe - Non EMU 0.94%
- Other Countries 1.06%

Notes:

1. Fund holdings are current as at 30 September 2024. Future holdings may be different from those stated. Investments are managed in accordance with the MAS Investment Funds' SIPO, available on the MAS website at mas.co.nz/investmentfunds
2. For holdings by region:
 - a. 'Other countries' includes any other region not named.
 - b. For Cash and cash equivalents, regions other than New Zealand have been grouped as 'Other'.
 - c. EMU is the European Economic and Monetary Union.
 - d. All holdings have been rounded to 2 decimal places, so the sum of holdings may not always total to 100.00%.
3. For full holdings:
 - a. Holdings less than 0.01% have been grouped as 'Other'.
4. Creditors are shown as negative holdings, which may include any currency hedging positions in place for the Fund.
5. Medical Funds Management Limited is the issuer of the MAS Investment Funds. The PDS for the MAS Investment Funds is available on the MAS website at mas.co.nz/investmentfunds

| Asset Class & Holdings | % of fund net assets |
|---|----------------------|
| Cash and cash equivalents | |
| JBWere Premium Custody Call Account - NZD | 6.55% |
| USD Cash | 0.05% |
| JBWere Premium Custody Call Account - AUD | 0.03% |
| JPYCash | 0.02% |
| GBP Cash | 0.01% |
| CAD Cash | 0.01% |
| EUR Cash | 0.01% |
| Others | 0.04% |
| Total | 6.70% |

New Zealand fixed interest

| | |
|---|---------------|
| Bank of New Zealand 4.985% 07/06/2027 | 1.63% |
| Kiwibank 5.737% 19/10/2027 | 1.04% |
| Westpac New Zealand 3.696% 16/02/27 | 0.94% |
| New Zealand Local Government Funding Agency 3.50% | 0.88% |
| Chorus Limited 4.35% 06/12/2028 | 0.87% |
| Kiwibank 6.254% 19/10/2028 | 0.86% |
| New Zealand Government 1.5% 15/05/2031 | 0.81% |
| Auckland International Airport 6.22% 02/11/2029 | 0.71% |
| Westpac New Zealand 6.73% 14/02/2034 | 0.64% |
| ASB Bank 5.524% 21/06/2027 | 0.54% |
| New Zealand Local Government Funding Agency 4.5% | 0.47% |
| Auckland International Airport 3.29% 17/11/2026 | 0.43% |
| Bank of New Zealand 5.536% 25/05/2028 | 0.43% |
| ANZ Bank 2.999% 17/09/2031 | 0.42% |
| Westpac New Zealand 6.19% 16/09/2032 | 0.39% |
| New Zealand Local Government Funding Agency 1.5% | 0.39% |
| Auckland International Airport 5.29% 17/11/2028 | 0.37% |
| Transpower New Zealand 4.627% 16/09/2027 | 0.33% |
| Infratil Limited 3.50% 15/12/2029 | 0.32% |
| New Zealand Local Government Funding Agency 2.25% | 0.30% |
| Bank of New Zealand 5.8720% 01/09/2028 | 0.26% |
| Quayside Holding (QHLNZ) 10% Series | 0.24% |
| Westpac New Zealand 1.439% 02/24/2026 | 0.21% |
| Christchurch Airport 5.53% 05/04/2027 | 0.17% |
| Wellington International Airport 5.78% 24/08/2028 | 0.11% |
| ASB Bank 1.646% 04/05/2026 | 0.10% |
| Meridian Energy Limited 5.91% 20/09/2028 | 0.10% |
| Christchurch City Holdings Limited 3.01% 05/11/2026 | 0.08% |
| Kiwibank 2.635% 05/10/2026 | 0.08% |
| Powerco Limited 4.67% 15/11/2024 | 0.05% |
| Christchurch City Holdings Limited 3.58% 27/11/2024 | 0.05% |
| Port of Tauranga 3.552% 24/11/2028 | 0.05% |
| Total | 14.30% |

International fixed interest

| | |
|-----------------------------------|---------------|
| Hunter Global Fixed Interest Fund | 21.41% |
| Total | 21.41% |

Australasian equities

| | |
|------------------------------------|-------|
| Infratil Ltd | 2.86% |
| Fisher & Paykel Healthcare Ltd | 2.68% |
| Meridian Energy Limited | 1.32% |
| Mainfreight Ltd | 1.12% |
| Auckland International Airport Ltd | 0.89% |
| Ebos Group Ltd | 0.67% |
| A2 Milk Company Ltd | 0.65% |
| Fletcher Building Ltd | 0.63% |
| Spark New Zealand Ltd | 0.55% |
| NEXTDC Ltd | 0.53% |
| Xero Ltd | 0.52% |
| Resmed Inc | 0.49% |
| Chorus Ltd | 0.49% |
| Mercury NZ Limited | 0.48% |
| CSL Limited | 0.46% |
| Summerset Group Holdings Ltd | 0.46% |
| Macquarie Group Ltd | 0.41% |
| Ryman Healthcare Ltd | 0.41% |

| Asset Class & Holdings | % of fund net assets |
|--|----------------------|
| Australasian equities (continued) | |
| National Australia Bank Ltd | 0.40% |
| Suncorp Group Ltd | 0.39% |
| News Corp-CDI Class B | 0.36% |
| Telstra Corp Ltd | 0.36% |
| Woolworths Ltd | 0.31% |
| Port of Tauranga Ltd | 0.28% |
| Aust and NZ Banking Group | 0.28% |
| Freightways Group Ltd | 0.25% |
| Sky Network Television Ltd | 0.18% |
| Total | 18.45% |

International equities

| | |
|-------------------------------------|-------|
| Apple Inc | 1.70% |
| Microsoft Corp | 1.51% |
| Nvidia Corp | 1.49% |
| NZDUSD Maturing 29/10/2024 (BZL NZ) | 0.94% |
| Meta Platforms Inc Class A | 0.83% |
| Amazon Com Inc | 0.77% |
| Alphabet Inc Class A | 0.57% |
| Broadcom Inc | 0.55% |
| Tesla Inc | 0.46% |
| Alphabet Inc Class C | 0.45% |
| Eli Lilly | 0.44% |
| Unitedhealth Group Inc | 0.33% |
| Netflix Inc | 0.30% |
| Johnson & Johnson | 0.27% |
| Taiwan Semiconductor Manufacturing | 0.27% |
| International Business Machines Co | 0.26% |
| Edison International | 0.25% |
| Novo Nordisk Class B | 0.25% |
| Jpmorgan Chase & Co | 0.24% |
| Oracle Corp | 0.23% |
| Abbvie Inc | 0.22% |
| Schneider Electric | 0.22% |
| Astrazeneca Plc | 0.21% |
| Visa Inc Class A | 0.19% |
| Merck & Co Inc | 0.19% |
| Hsbc Holdings Plc | 0.18% |
| Mastercard Inc Class A | 0.18% |
| Salesforce Inc | 0.18% |
| Home Depot Inc | 0.17% |
| Cisco Systems Inc | 0.16% |
| Sherwin Williams | 0.16% |
| Advanced Micro Devices Inc | 0.16% |
| Thermo Fisher Scientific Inc | 0.15% |
| Sap | 0.15% |
| Tencent Holdings Ltd | 0.15% |
| Novartis Ag | 0.14% |
| East Japan Railway | 0.14% |
| Roche Holding Par Ag | 0.14% |
| Walmart Inc | 0.14% |
| Servicenow Inc | 0.14% |
| Ferrovial | 0.14% |
| Chubb Ltd | 0.14% |
| Central Japan Railway | 0.14% |
| 3I Group Plc | 0.14% |
| Accenture Plc Class A | 0.13% |
| Mcdonalds Corp | 0.13% |
| Adobe Inc | 0.13% |
| Danaher Corp | 0.12% |
| Texas Instrument Inc | 0.12% |
| Abbott Laboratories | 0.12% |
| Qualcomm Inc | 0.12% |
| Abb Ltd | 0.12% |
| Aecom | 0.11% |
| Aflac Inc | 0.11% |
| Amgen Inc | 0.11% |
| Snowflake Inc Class A | 0.11% |

| Asset Class & Holdings | % of fund net assets |
|---|----------------------|
| International equities (continued) | |
| Asml Holding Nv | 0.11% |
| Quanta Services Inc | 0.11% |
| Toyota Motor Corp | 0.10% |
| Pfizer Inc | 0.10% |
| Manulife Financial Corp | 0.10% |
| Eaton Plc | 0.10% |
| Procter & Gamble | 0.10% |
| Lloyds Banking Group Plc | 0.10% |
| Medtronic Plc | 0.10% |
| Analog Devices Inc | 0.10% |
| Terna Rete Elettrica Nazionale | 0.10% |
| Intuitive Surgical Inc | 0.10% |
| Applied Material Inc | 0.09% |
| Sanofi Sa | 0.09% |
| Digital Realty Trust Reit Inc | 0.09% |
| Bristol Myers Squibb | 0.09% |
| Intuit Inc | 0.09% |
| Motorola Solutions Inc | 0.09% |
| Boston Scientific Corp | 0.09% |
| S&P Global Inc | 0.09% |
| Parker-Hannifin Corp | 0.09% |
| Wheaton Precious Metals Corp | 0.09% |
| Equinix Reit Inc | 0.09% |
| Automatic Data Processing Inc | 0.09% |
| Alibaba Group Holding Ltd | 0.09% |
| Metlife Inc | 0.09% |
| Hydro One Ltd | 0.09% |
| Sony Group Corp | 0.09% |
| Lowes Companies Inc | 0.08% |
| Tjx Inc | 0.08% |
| American Express | 0.08% |
| Nordea Bank | 0.08% |
| Wells Fargo | 0.08% |
| Stryker Corp | 0.08% |
| Trane Technologies Plc | 0.08% |
| Corning Inc | 0.08% |
| Intel Corporation Corp | 0.08% |
| Comcast Corp Class A | 0.08% |
| EURNZD Maturing 29/10/2024 (BZL NZ) | 0.08% |
| Walt Disney | 0.08% |
| Progressive Corp | 0.08% |
| Coca-Cola | 0.08% |
| Lvmh | 0.08% |
| Fastenal | 0.08% |
| Booking Holdings Inc | 0.08% |
| Toronto Dominion | 0.07% |
| Bank Of America Corp | 0.07% |
| Xylem Inc | 0.07% |
| Zoetis Inc Class A | 0.07% |
| Vestas Wind Systems | 0.07% |
| Super Micro Computer | 0.07% |
| Baloise Holding Ag | 0.07% |
| Illinois Tool Inc | 0.07% |
| First Solar Inc | 0.07% |
| Kenvue Inc | 0.07% |
| Deere | 0.07% |
| Becton Dickinson | 0.07% |
| Siemens N Ag | 0.07% |
| Gilead Sciences Inc | 0.07% |
| Hartford Financial Services Group | 0.07% |
| Unicredit | 0.07% |
| Vinci Sa | 0.07% |
| Cummins Inc | 0.07% |
| Novozymes B | 0.07% |
| Marsh & McLennan Inc | 0.07% |
| Glaxosmithkline | 0.07% |
| Intact Financial Corp | 0.07% |
| Pepsico Inc | 0.07% |

| Asset Class & Holdings | % of fund net assets |
|---|----------------------|
| International equities (continued) | |
| Fujifilm Holdings Corp | 0.07% |
| Samsung Electronics Ltd | 0.07% |
| Regeneron Pharmaceuticals Inc | 0.06% |
| West Japan Railway | 0.06% |
| Verizon Communications Inc | 0.06% |
| Vertex Pharmaceuticals Inc | 0.06% |
| Capitaland Integrated Commercial T | 0.06% |
| Kla Corp | 0.06% |
| Travelers Companies Inc | 0.06% |
| Elevance Health Inc | 0.06% |
| Micron Technology Inc | 0.06% |
| Zurich Insurance Group Ag | 0.06% |
| AUDNZD Maturing 29/10/2024 (BZL NZ) | 0.06% |
| Uber Technologies Inc | 0.06% |
| United Rentals Inc | 0.06% |
| Industria De Diseno Textil Inditex | 0.06% |
| Morgan Stanley | 0.06% |
| Royal Bank Of Canada | 0.06% |
| Barclays Plc | 0.06% |
| Amphenol Corp Class A | 0.06% |
| Keyence Corp | 0.06% |
| Ww Grainger Inc | 0.06% |
| Mitsubishi Ufj Financial Group Inc | 0.06% |
| Haleon Plc | 0.06% |
| Banco Santander Sa | 0.06% |
| Arch Capital Group Ltd | 0.06% |
| Autodesk Inc | 0.06% |
| Goldman Sachs Group Inc | 0.06% |
| Redeia Corporacion Sa | 0.06% |
| Akzo Nobel Nv | 0.06% |
| Aia Group Ltd | 0.06% |
| Roper Technologies Inc | 0.06% |
| Hitachi Ltd | 0.06% |
| Sun Life Financial Inc | 0.06% |
| F5 Inc | 0.06% |
| Palo Alto Networks Inc | 0.06% |
| Diageo Plc | 0.06% |
| Contemporary Amperex Technology Lt | 0.05% |
| Te Connectivity Ltd | 0.05% |
| Tokio Marine Holdings Inc | 0.05% |
| Skanska B | 0.05% |
| Skandinaviska Enskilda Banken | 0.05% |
| Pentair | 0.05% |
| Nec Corp | 0.05% |
| Union Pacific Corp | 0.05% |
| Kingspan Group Plc | 0.05% |
| Relx Plc | 0.05% |
| Oreilly Automotive Inc | 0.05% |
| Fortive Corp | 0.05% |
| Partners Group Holding Ag | 0.05% |
| Fiserv Inc | 0.05% |
| Bank Of New York Mellon Corp | 0.05% |
| Rockwell Automation Inc | 0.05% |
| Cme Group Inc Class A | 0.05% |
| Dollarama Inc | 0.05% |
| Loreal Sa | 0.05% |
| Moodys Corp | 0.05% |
| Intercontinental Exchange Inc | 0.05% |
| Reliance Steel & Aluminum | 0.05% |
| Recruit Holdings Ltd | 0.05% |
| Bnp Paribas Sa | 0.05% |
| Shopify Subordinate Voting Inc Cla | 0.05% |
| Tdk Corp | 0.05% |
| Wartsila | 0.05% |
| Meituan | 0.05% |
| Thomson Reuters Corp | 0.05% |
| Samsung Sdi Ltd | 0.05% |
| At&T Inc | 0.05% |

| Asset Class & Holdings | % of fund net assets |
|---|----------------------|
| International equities (continued) | |
| Starbucks Corp | 0.05% |
| Ameriprise Finance Inc | 0.05% |
| Arista Networks Inc | 0.05% |
| Aviva Plc | 0.05% |
| Stantec Inc | 0.05% |
| Intesa Sanpaolo | 0.05% |
| Fanuc Corp | 0.05% |
| Nucor Corp | 0.05% |
| Arthur J Gallagher | 0.05% |
| Lam Research Corp | 0.05% |
| Yokogawa Electric Corp | 0.05% |
| Paccar Inc | 0.05% |
| Ebay Inc | 0.04% |
| American Tower Reit Corp | 0.04% |
| Element Fleet Management Corp | 0.04% |
| Byd Ltd H | 0.04% |
| Brown Forman Corp Class B | 0.04% |
| Ge Vernova Inc | 0.04% |
| Fast Retailing Ltd | 0.04% |
| Charles Schwab Corp | 0.04% |
| Cdw Corp | 0.04% |
| Nike Inc Class B | 0.04% |
| Cintas Corp | 0.04% |
| Swiss Prime Site Ag | 0.04% |
| Wr Berkley Corp | 0.04% |
| Keurig Dr Pepper Inc | 0.04% |
| Hewlett Packard Enterprise | 0.04% |
| Sampo Class A | 0.04% |
| Daiichi Sankyo Ltd | 0.04% |
| Church And Dwight Inc | 0.04% |
| Tmx Group Ltd | 0.04% |
| Banco Bilbao Vizcaya Argentaria Sa | 0.04% |
| Kubota Corp | 0.04% |
| Steel Dynamics Inc | 0.04% |
| Fujitsu Ltd | 0.04% |
| Essex Property Trust Reit Inc | 0.04% |
| Edp Renovaveis Sa | 0.04% |
| Svenska Handelsbanken-A Shs | 0.04% |
| Simon Property Group Reit Inc | 0.04% |
| Verbund Ag | 0.04% |
| Lg Energy Solution Ltd | 0.04% |
| Enphase Energy Inc | 0.04% |
| Mercadolibre Inc | 0.04% |
| Murata Manufacturing Ltd | 0.04% |
| Ing Groep Nv | 0.04% |
| Palantir Technologies Inc Class A | 0.04% |
| Omron Corp | 0.04% |
| Ubs Group Ag | 0.04% |
| Essilorluxottica Sa | 0.04% |
| Alstom Sa | 0.04% |
| Dassault Systemes | 0.04% |
| Howmet Aerospace Inc | 0.04% |
| Cgi Inc Class A | 0.04% |
| Agilent Technologies Inc | 0.04% |
| Autozone Inc | 0.04% |
| Li Auto Class A Inc | 0.04% |
| General Mills Inc | 0.04% |
| Target Corp | 0.04% |
| Iqvia Holdings Inc | 0.04% |
| Chugai Pharmaceutical Ltd | 0.04% |
| Willis Towers Watson Plc | 0.04% |
| Colgate-Palmolive | 0.04% |
| Realty Income Reit Corp | 0.04% |
| Knorr Bremse Ag | 0.04% |
| Juniper Networks Inc | 0.04% |
| Paypal Holdings Inc | 0.04% |
| Tokyo Electron Ltd | 0.04% |
| Agnico Eagle Mines Ltd | 0.04% |

| Asset Class & Holdings | % of fund net assets |
|---|----------------------|
| International equities (continued) | |
| Kkr And Co Inc | 0.04% |
| Klepierre Reit Sa | 0.04% |
| Rockwool International B | 0.04% |
| Kimberly Clark Corp | 0.04% |
| Delta Electronics Inc | 0.04% |
| Ppg Industries Inc | 0.03% |
| Linde Plc | 0.03% |
| Mckesson Corp | 0.03% |
| Byd Ltd A | 0.03% |
| Constellation Brands Inc Class A | 0.03% |
| Kesko Class B | 0.03% |
| Welltower Inc | 0.03% |
| Softbank Group Corp | 0.03% |
| Ge Healthcare Technologies Inc | 0.03% |
| Prosus Nv Class N | 0.03% |
| Cvs Health Corp | 0.03% |
| Brown & Brown Inc | 0.03% |
| Trimble Inc | 0.03% |
| Prologis Reit Inc | 0.03% |
| Cincinnati Financial Corp | 0.03% |
| Cadence Design Systems Inc | 0.03% |
| Marvell Technology Inc | 0.03% |
| Nxp Semiconductors Nv | 0.03% |
| Crown Castle Inc | 0.03% |
| Erie Indemnity Class A | 0.03% |
| Hubbell Inc | 0.03% |
| Ross Stores Inc | 0.03% |
| Bank Central Asia | 0.03% |
| Paychex Inc | 0.03% |
| Monster Beverage Corp | 0.03% |
| Rpm International Inc | 0.03% |
| Ametek Inc | 0.03% |
| Keisei Electric Railway Ltd | 0.03% |
| Mtr Corporation Corp Ltd | 0.03% |
| Kyocera Corp | 0.03% |
| Unilever Plc | 0.03% |
| Capitaland Ascendas Reit | 0.03% |
| Hca Healthcare Inc | 0.03% |
| Ivanhoe Mines Ltd Class A | 0.03% |
| Synopsys Inc | 0.03% |
| T Rowe Price Group Inc | 0.03% |
| Mettler Toledo Inc | 0.03% |
| Allianz | 0.03% |
| Chipotle Mexican Grill Inc | 0.03% |
| Gecina Sa | 0.03% |
| Csx Corp | 0.03% |
| Hong Kong Exchanges And Clearing L | 0.03% |
| Cbre Group Inc Class A | 0.03% |
| Idex Corp | 0.03% |
| Gjensidige Forsikring | 0.03% |
| Gartner Inc | 0.03% |
| Hoya Corp | 0.03% |
| London Stock Exchange Group Plc | 0.03% |
| Nn Group Nv | 0.03% |
| Fox Corp Class B | 0.03% |
| Johnson Controls International Plc | 0.03% |
| American Financial Group Inc | 0.03% |
| Japan Exchange Group Inc | 0.03% |
| Clorox | 0.03% |
| Yaskawa Electric Corp | 0.03% |
| Swisscom Ag | 0.03% |
| Nvr Inc | 0.03% |
| Mccormick & Co Non-Voting Inc | 0.03% |
| Elia Group Sa | 0.03% |
| United Parcel Service Inc Class B | 0.03% |
| Regions Financial Corp | 0.03% |
| Shin Etsu Chemical Ltd | 0.03% |
| Shizuoka Financial Group Inc | 0.03% |

| Asset Class & Holdings | % of fund net assets |
|---|----------------------|
| International equities (continued) | |
| Public Storage Reit | 0.03% |
| Fortinet Inc | 0.03% |
| Ferguson Enterprises Inc | 0.03% |
| Idexx Laboratories Inc | 0.03% |
| Blackrock Inc | 0.03% |
| Transdigm Group Inc | 0.03% |
| Helvetia Holding Ag | 0.03% |
| Waters Corp | 0.03% |
| West Pharmaceutical Services Inc | 0.03% |
| Hershey Foods | 0.03% |
| Natwest Group Plc | 0.03% |
| Southern Copper Corp | 0.03% |
| Toromont Industries Ltd | 0.03% |
| Vici Pptys Inc | 0.03% |
| Fincobank Banca Fineco | 0.03% |
| Brookfield Asset Management Voting | 0.03% |
| Swiss Life Holding Ag | 0.03% |
| Allstate Corp | 0.03% |
| Nintendo Ltd | 0.03% |
| Sysco Corp | 0.03% |
| Waste Management Inc | 0.02% |
| Fair Isaac Corp | 0.02% |
| Pernod Ricard Sa | 0.02% |
| NZCAD Maturing 29/10/2024 (BZL NZ) | 0.02% |
| Seiko Epson Corp | 0.02% |
| Rogers Communications Non-Voting I | 0.02% |
| Bunzl | 0.02% |
| Mondelez International Inc Class A | 0.02% |
| Canon Inc | 0.02% |
| Voltronic Power Technology Corp | 0.02% |
| Gamuda | 0.02% |
| Antofagasta Plc | 0.02% |
| Cigna | 0.02% |
| Pdd Holdings Ads Inc | 0.02% |
| Verisk Analytics Inc | 0.02% |
| Markel Group Inc | 0.02% |
| Vonovia Se | 0.02% |
| Deutsche Bank Ag | 0.02% |
| Aena Sme Sa | 0.02% |
| Crowdstrike Holdings Inc Class A | 0.02% |
| Garmin Ltd | 0.02% |
| Broadridge Financial Solutions Inc | 0.02% |
| Us Bancorp | 0.02% |
| Covivio Sa | 0.02% |
| Berkeley Group Holdings (The) Plc | 0.02% |
| Experian Plc | 0.02% |
| Axon Enterprise Inc | 0.02% |
| Amadeus It Group Sa | 0.02% |
| Kimco Realty Reit Corp | 0.02% |
| Fidelity National Information Serv | 0.02% |
| Warehouses De Pauw Nv | 0.02% |
| Daikin Industries Ltd | 0.02% |
| Restaurants Brands International I | 0.02% |
| Airbnb Inc Class A | 0.02% |
| Edwards Lifesciences Corp | 0.02% |
| Doordash Inc Class A | 0.02% |
| Martin Marietta Materials Inc | 0.02% |
| Sekisui Chemical Ltd | 0.02% |
| Sumitomo Mitsui Financial Group In | 0.02% |
| Cameco Corp | 0.02% |
| Cardinal Health Inc | 0.02% |
| Electronic Arts Inc | 0.02% |
| Newmont | 0.02% |
| Humana Inc | 0.02% |
| Nordson Corp | 0.02% |
| Komatsu Ltd | 0.02% |
| Henderson Land Development Ltd | 0.02% |
| Norfolk Southern Corp | 0.02% |

| Asset Class & Holdings | % of fund net assets |
|---|----------------------|
| International equities (continued) | |
| Kghm Polska Miedz Sa | 0.02% |
| Ucb Sa | 0.02% |
| Ashtead Group Plc | 0.02% |
| Acciona Sa | 0.02% |
| Prudential Plc | 0.02% |
| Archer Daniels Midland | 0.02% |
| Tryg | 0.02% |
| Reckitt Benckiser Group Plc | 0.02% |
| Mediatek Inc | 0.02% |
| Netapp Inc | 0.02% |
| Copart Inc | 0.02% |
| Healthpeak Properties Inc | 0.02% |
| Hologic Inc | 0.02% |
| Discover Financial Services | 0.02% |
| Beijing-Shanghai High Speed Railwa | 0.02% |
| Next Plc | 0.02% |
| Allegion Plc | 0.02% |
| Igm Financial Inc | 0.02% |
| Otis Worldwide Corp | 0.02% |
| Astellas Pharma Inc | 0.02% |
| Vulcan Materials | 0.02% |
| Japan Real Estate Investment Trust | 0.02% |
| Citigroup Inc | 0.02% |
| Xinyi Solar Holdings Ltd | 0.02% |
| Acs Actividades De Construccion Y | 0.02% |
| Tis Inc | 0.02% |
| Deutsche Boerse Ag | 0.02% |
| Albemarle Corp | 0.02% |
| Nippon Building Fund Reit Inc | 0.02% |
| Standard Chartered Plc | 0.02% |
| Getlink | 0.02% |
| Lundbergforetagen Class B | 0.02% |
| Constellation Software Inc | 0.02% |
| Stanley Black & Decker Inc | 0.02% |
| Bce Inc | 0.02% |
| Trip.Com Group Ltd | 0.02% |
| Bouygues Sa | 0.02% |
| Mitsubishi Corp | 0.02% |
| Kraft Heinz | 0.02% |
| Gen Digital Inc | 0.02% |
| Graco Inc | 0.02% |
| Hermes International | 0.02% |
| Ch Robinson Worldwide Inc | 0.02% |
| Nasdaq Inc | 0.02% |
| Jm Smucker | 0.02% |
| Henry Schein Inc | 0.02% |
| Builders Firstsource Inc | 0.02% |
| Firstservice Subordinate Voting Co | 0.02% |
| Carlisle Companies Inc | 0.02% |
| Olympus Corp | 0.02% |
| Itochu Corp | 0.02% |
| Kellanova | 0.02% |
| Tim Sa | 0.02% |
| Wolters Kluwer Nv | 0.02% |
| Lkq Corp | 0.02% |
| Sk Hynix Inc | 0.02% |
| Trade Desk Inc Class A | 0.02% |
| Capital One Financial Corp | 0.02% |
| Cia Paranaense De Energia Copel Pr | 0.02% |
| Lonza Group Ag | 0.02% |
| Scb X Public Company Limited Non-V | 0.02% |
| Biogen Inc | 0.02% |
| Nio Class A Inc | 0.02% |
| Franklin Resources Inc | 0.02% |
| Yum Brands Inc | 0.02% |
| Avalonbay Communities Reit Inc | 0.02% |
| M&T Bank Corp | 0.02% |
| Molson Coors Brewing Class B | 0.02% |

| Asset Class & Holdings | % of fund net assets |
|---|----------------------|
| International equities (continued) | |
| Corpay Inc | 0.02% |
| Bb Seguridade Sa | 0.02% |
| GBPNZD Maturing 29/10/2024 (BZL NZ) | 0.02% |
| Hormel Foods Corp | 0.02% |
| Netease Inc | 0.02% |
| Air Products And Chemicals Inc | 0.02% |
| Aon Plc Class A | 0.02% |
| Xpeng Class A Inc | 0.02% |
| Swedbank | 0.02% |
| Pzu Sa | 0.02% |
| A O Smith Corp | 0.02% |
| Amcor Plc | 0.02% |
| Dell Technologies Inc Class C | 0.02% |
| Federal Realty Investment Trust Re | 0.02% |
| Lotus Bakeries Nv | 0.02% |
| W. P. Carey Reit Inc | 0.02% |
| Westinghouse Air Brake Technologie | 0.02% |
| Owens Corning | 0.02% |
| Zimmer Biomet Holdings Inc | 0.02% |
| Delta Electronics (Thailand) Non-V | 0.02% |
| Estee Lauder Inc Class A | 0.02% |
| Dover Corp | 0.02% |
| Quebecor Inc Class B | 0.02% |
| Expeditors International Of Washin | 0.02% |
| Fibra Uno Administracion Reit Sa | 0.02% |
| Banco Bpm | 0.02% |
| T Mobile Us Inc | 0.02% |
| Ecolab Inc | 0.02% |
| Liberty Media Formula One Corp Ser | 0.02% |
| Powszechna Kasa Oszczednosci Bank | 0.02% |
| American International Group Inc | 0.02% |
| Bc Vaud N | 0.02% |
| Industrivarden A | 0.02% |
| Taiwan High Speed Rail Corp | 0.02% |
| Genuine Parts | 0.02% |
| Ulta Beauty Inc | 0.02% |
| Royalty Pharma Plc Class A | 0.02% |
| Charter Communications Inc Class A | 0.02% |
| Oriental Land Ltd | 0.02% |
| Microchip Technology Inc | 0.02% |
| Dupont De Nemours Inc | 0.02% |
| Cencora Inc | 0.01% |
| Equifax Inc | 0.01% |
| Pnc Financial Services Group Inc | 0.01% |
| Ia Financial Inc | 0.01% |
| Lennar A Corp Class A | 0.01% |
| Carrier Global Corp | 0.01% |
| Caixabank Sa | 0.01% |
| Zoom Video Communications Inc Clas | 0.01% |
| Rio Tinto Plc | 0.01% |
| Nibe Industrier Class B | 0.01% |
| Veeva Systems Inc Class A | 0.01% |
| Watsco Inc | 0.01% |
| D R Horton Inc | 0.01% |
| Zhuzhou Crrc Times Electric Ltd H | 0.01% |
| Extra Space Storage Reit Inc | 0.01% |
| Kweichow Moutai Ltd A | 0.01% |
| Universal Music Group Nv | 0.01% |
| Workday Inc Class A | 0.01% |
| Advantest Corp | 0.01% |
| Budimex Sa | 0.01% |
| Danske Bank | 0.01% |
| Avantor Inc | 0.01% |
| Everest Group Ltd | 0.01% |
| Admiral Group Plc | 0.01% |
| Kingdee Int L Software Group Ltd | 0.01% |
| Snap On Inc | 0.01% |
| Dexcom Inc | 0.01% |

| Asset Class & Holdings | % of fund net assets |
|---|----------------------|
| International equities (continued) | |
| Mizuho Financial Group Inc | 0.01% |
| Power Corporation Of Canada | 0.01% |
| Bangkok Expressway And Metro Pcl N | 0.01% |
| Disco Corp | 0.01% |
| Intouch Holdings Non-Voting Dr Pcl | 0.01% |
| Legrand Sa | 0.01% |
| Societe Generale Sa | 0.01% |
| Nari Technology Ltd A | 0.01% |
| Kddi Corp | 0.01% |
| Taylor Wimpey Plc | 0.01% |
| Tele2 B | 0.01% |
| Nippon Prologis Reit Inc | 0.01% |
| Kbc Groep | 0.01% |
| China Overseas Land Investment Ltd | 0.01% |
| Old Dominion Freight Line Inc | 0.01% |
| Compass Group Plc | 0.01% |
| Northern Trust Corp | 0.01% |
| Honda Motor Ltd | 0.01% |
| Godaddy Inc Class A | 0.01% |
| Informa Plc | 0.01% |
| Takeda Pharmaceutical Ltd | 0.01% |
| Promotora Y Operadora De Infraestr | 0.01% |
| Ptc Inc | 0.01% |
| Sungrow Power Supply Ltd A | 0.01% |
| Alcon Ag | 0.01% |
| Asahi Group Holdings Ltd | 0.01% |
| Givaudan Sa | 0.01% |
| Credit Agricole Sa | 0.01% |
| Keysight Technologies Inc | 0.01% |
| Emcor Group Inc | 0.01% |
| Solventum Corp | 0.01% |
| Boliden | 0.01% |
| Fedex Corp | 0.01% |
| Companhia Concessoes Rodoviaras S | 0.01% |
| Commerzbank Ag | 0.01% |
| Exelon Corp | 0.01% |
| Dnb Bank | 0.01% |
| Westlake Corp | 0.01% |
| Chocoladefabriken Lindt & Spruengl | 0.01% |
| Omnicom Group Inc | 0.01% |
| Labcorp Holdings Inc | 0.01% |
| Microstrategy Inc Class A | 0.01% |
| Iron Mountain Inc | 0.01% |
| Erste Group Bank Ag | 0.01% |
| Engie Brasil Energia Sa | 0.01% |
| Veralto Corp | 0.01% |
| Aptiv Plc | 0.01% |
| Grupo Aeroportuario Del Sureste B | 0.01% |
| Coway Ltd | 0.01% |
| Localiza Rent A Car Sa | 0.01% |
| Yuhan Corp | 0.01% |
| Mitsubishi Estate Co Ltd | 0.01% |
| Revvity Inc | 0.01% |
| Beijing Enterprises Water Group Lt | 0.01% |
| China Three Gorges Renewables(Grou | 0.01% |
| Bank Pekao Sa | 0.01% |
| Atlassian Corp Class A | 0.01% |
| Exor Nv | 0.01% |
| Block Inc Class A | 0.01% |
| Nh Investment & Securities Ltd | 0.01% |
| Pool Corp | 0.01% |
| B3 Brasil Bolsa Balcao Sa | 0.01% |
| Sandoz Group Ag | 0.01% |
| Rollins Inc | 0.01% |
| Cpfl Energia Sa | 0.01% |
| Shionogi Ltd | 0.01% |
| Cognizant Technology Solutions Cor | 0.01% |
| Softbank Corp | 0.01% |

| Asset Class & Holdings | % of fund net assets |
|---|----------------------|
| International equities (continued) | |
| Smc (Japan) Corp | 0.01% |
| Invitation Homes Inc | 0.01% |
| Jack Henry And Associates Inc | 0.01% |
| Verisign Inc | 0.01% |
| Singapore Exchange Ltd | 0.01% |
| Cmoc Group Ltd | 0.01% |
| Zillow Group Inc Class C | 0.01% |
| Open Text Corp | 0.01% |
| Wiwynn Corporation Corp | 0.01% |
| Krunghai Card Non-Voting Dr Pcl | 0.01% |
| Adyen Nv | 0.01% |
| Roblox Corp Class A | 0.01% |
| Ono Pharmaceutical Ltd | 0.01% |
| Ingersoll Rand Inc | 0.01% |
| Lululemon Athletica Inc | 0.01% |
| Vertiv Holdings Class A | 0.01% |
| American Homes Rent Reit Class A | 0.01% |
| Global Payments Inc | 0.01% |
| Terumo Corp | 0.01% |
| Ansys Inc | 0.01% |
| Orix Corp | 0.01% |
| Meritz Financial Group Inc | 0.01% |
| Kinross Gold Corp | 0.01% |
| Moderna Inc | 0.01% |
| Tradeweb Markets Inc Class A | 0.01% |
| Alnylam Pharmaceuticals Inc | 0.01% |
| Jumbo Sa | 0.01% |
| Lennox International Inc | 0.01% |
| Insulet Corp | 0.01% |
| Costar Group Inc | 0.01% |
| Bxp Inc | 0.01% |
| Epiroc Class B | 0.01% |
| Teradyne Inc | 0.01% |
| Coinbase Global Inc Class A | 0.01% |
| Monolithic Power Systems Inc | 0.01% |
| Longi Green Energy Technology Ltd | 0.01% |
| Corteva Inc | 0.01% |
| Bio Techne Corp | 0.01% |
| U Haul Non Voting Series N | 0.01% |
| Hilton Worldwide Holdings Inc | 0.01% |
| Yadea Group Holdings Ltd | 0.01% |
| Airports Of Thailand Non-Voting Dr | 0.01% |
| Hanwha Solutions Corp | 0.01% |
| Nidec Corp | 0.01% |
| Dieteren (D) Sa | 0.01% |
| Recordati Industria Chimica E Farm | 0.01% |
| Anheuser-Busch Inbev Sa | 0.01% |
| Sompo Holdings Inc | 0.01% |
| Geberit Ag | 0.01% |
| Orion Class B | 0.01% |
| Sba Communications Reit Corp Class | 0.01% |
| Zhejiang Expressway Ltd H | 0.01% |
| Raia Drogasil | 0.01% |
| Argenx | 0.01% |
| Bayer Ag | 0.01% |
| Merck | 0.01% |
| Ms&Ad Insurance Group Holdings Inc | 0.01% |
| Nippon Telegraph And Telephone Cor | 0.01% |
| Loblaw Companies Ltd | 0.01% |
| Hikari Tsushin Inc | 0.01% |
| Samsung Life Ltd | 0.01% |
| Wuliangye Yibin Ltd A | 0.01% |
| Lundin Mining Corp | 0.01% |
| Renesas Electronics Corp | 0.01% |
| Factset Research Systems Inc | 0.01% |
| Coloplast B | 0.01% |
| Sika Ag | 0.01% |
| Dollar Tree Inc | 0.01% |

| Asset Class & Holdings | % of fund net assets |
|---|----------------------|
| International equities (continued) | |
| Illumina Inc | 0.01% |
| Gree Electric Appliances Inc Of Zh | 0.01% |
| Denso Corp | 0.01% |
| Smith And Nephew Plc | 0.01% |
| Cboe Global Markets Inc | 0.01% |
| Grupo Aeroportuario Del Pacifico | 0.01% |
| Fairfax Financial Holdings Sub Vot | 0.01% |
| Siemens Healthineers Ag | 0.01% |
| Persimmon Plc | 0.01% |
| Sichuan Chuantou Energy Ltd A | 0.01% |
| Sumitomo Metal Mining Ltd | 0.01% |
| Tetra Tech Inc | 0.01% |
| Walmart De Mexico V | 0.01% |
| Banco De Sabadell Sa | 0.01% |
| Great West Lifeco Inc | 0.01% |
| Topbuild Corp | 0.01% |
| Banco Del Bajio Institucion De Ban | 0.01% |
| Burlington Stores Inc | 0.01% |
| Schindler Holding Ag | 0.01% |
| Marketaxess Holdings Inc | 0.01% |
| Grupo Mexico B | 0.01% |
| NZDCHF Maturing 29/10/2024 (BZL NZ) | 0.01% |
| Raymond James Inc | 0.01% |
| Bank Of Ireland Group Plc | 0.01% |
| Datadog Inc Class A | 0.01% |
| Naver Corp | 0.01% |
| Qiagen Nv | 0.01% |
| Travelsky Technology Ltd H | 0.01% |
| Align Technology Inc | 0.01% |
| Anglo American Plc | 0.01% |
| Santander Bank Polska Sa | 0.01% |
| Barratt Developments | 0.01% |
| Advanced Drainage Systems Inc | 0.01% |
| Crrc Corp Ltd H | 0.01% |
| Baidu Class A Inc | 0.01% |
| Kao Corp | 0.01% |
| Bentley Systems Inc Class B | 0.01% |
| Toro | 0.01% |
| Nomura Research Institute Ltd | 0.01% |
| Lincoln Electric Holdings Inc | 0.01% |
| Centene Corp | 0.01% |
| Hp Inc | 0.01% |
| Azrieli Group Ltd | 0.01% |
| Nice Ltd | 0.01% |
| Toast Inc Class A | 0.01% |
| Mitsui Fudosan Ltd | 0.01% |
| Atlas Copco Class A | 0.01% |
| Epam Systems Inc | 0.01% |
| Conagra Brands Inc | 0.01% |
| Otsuka Holdings Ltd | 0.01% |
| Tutor Perini Corp | 0.01% |
| On Semiconductor Corp | 0.01% |
| Regal Rexnord Corp | 0.01% |
| Ecopro Bm Ltd | 0.01% |
| Daifuku Ltd | 0.01% |
| Amman Mineral Internacional | 0.01% |
| Abn Amro Bank Nv | 0.01% |
| Hotai Motor Ltd | 0.01% |
| Ss And C Technologies Holdings Inc | 0.01% |
| Weg Sa | 0.01% |
| China International Capital Corp L | 0.01% |
| Aib Group Plc | 0.01% |
| Accton Technology Corp | 0.01% |
| Matsukiyokara | 0.01% |
| Shimano Inc | 0.01% |
| Rentokil Initial Plc | 0.01% |
| Grab Holdings Ltd Class A | 0.01% |
| Baxter International Inc | 0.01% |

| Asset Class & Holdings | % of fund net assets |
|---|----------------------|
| International equities (continued) | |
| Tongwei Ltd A | 0.01% |
| Cosmoam&T Ltd | 0.01% |
| Eisai Ltd | 0.01% |
| Koninklijke Philips Nv | 0.01% |
| Sumitomo Corp | 0.01% |
| Samsung Biologics Ltd | 0.01% |
| Kering Sa | 0.01% |
| Rb Global Inc | 0.01% |
| Dai-Ichi Life Holdings Inc | 0.01% |
| Sendas Distribuidora Sa | 0.01% |
| Ventas Reit Inc | 0.01% |
| Pop Mart International Group Ltd | 0.01% |
| Bridgestone Corp | 0.01% |
| Amorepacific Corp | 0.01% |
| Hypermarcas Sa | 0.01% |
| Turkcell Iletisim Hizmetleri A | 0.01% |
| Ajinomoto Inc | 0.01% |
| Pan Pacific International Holdings | 0.01% |
| Coca Cola Europacific Partners Plc | 0.01% |
| Eagle Materials Inc | 0.01% |
| Bim Birlesik Magazalar A | 0.01% |
| Obic Ltd | 0.01% |
| Aeon Ltd | 0.01% |
| Jd Health International Inc | 0.01% |
| Panasonic Holdings Corp | 0.01% |
| Hubspot Inc | 0.01% |
| Orkla | 0.01% |
| Crane | 0.01% |
| Campbell Soup | 0.01% |
| Davide Campari Milano Nv | 0.01% |
| Chailease Holding Ltd | 0.01% |
| Tractor Supply | 0.01% |
| Nippon Steel Corp | 0.01% |
| China Resources Microelectronics L | 0.01% |
| Lasertec Corp | 0.01% |
| Advanced Micro-Fabrication Equipme | 0.01% |
| Wesco International Inc | 0.01% |
| Rbc Bearings Inc | 0.01% |
| Genting Singapore Ltd | 0.01% |
| Alibaba Health Information Tech Lt | 0.01% |
| Acuity Brands Inc | 0.01% |
| L&F Ltd | 0.01% |
| Oracle Japan Corp | 0.01% |
| Tyler Technologies Inc | 0.01% |
| Dsm Firmenich Ag | 0.01% |
| Zozo Inc | 0.01% |
| China Feihe Ltd | 0.01% |
| Systemex Corp | 0.01% |
| Badger Meter Inc | 0.01% |
| Catalent Inc | 0.01% |
| Cloudflare Inc Class A | 0.01% |
| Prologis Property Mexico Reit Sa | 0.01% |
| Ati Inc | 0.01% |
| Teva Pharmaceutical Industries Adr | 0.01% |
| Sk Biopharmaceuticals Ltd | 0.01% |
| Charles River Laboratories Interna | 0.01% |
| Take Two Interactive Software Inc | 0.01% |
| Mueller Industries Inc | 0.01% |
| Straumann Holding Ag | 0.01% |
| Allegro Sa | 0.01% |
| Xiaomi Corp | 0.01% |
| China Ruyi Holdings Ltd | 0.01% |
| Japan Post Holdings Ltd | 0.01% |
| Argan Inc | 0.01% |
| Others | 1.04% |
| Total | 39.13% |
| Grand Total | 100% |

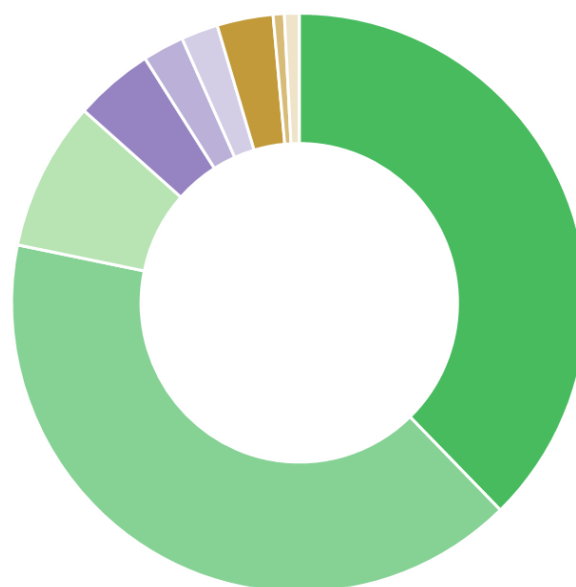
Moderate Fund Holdings

As at 30 September 2024



| Asset Class & Holdings Region | % Portfolio |
|-------------------------------------|---------------|
| Cash and cash equivalents | |
| New Zealand | 7.95% |
| Other | 0.10% |
| Total | 8.05% |
| New Zealand fixed interest | |
| New Zealand | 19.74% |
| Total | 19.74% |
| International fixed interest | |
| North America | 22.55% |
| Japan | 2.76% |
| Europe | 5.82% |
| United Kingdom | 1.35% |
| Emerging Markets | 1.09% |
| Europe - Non EMU | 0.01% |
| New Zealand | 0.02% |
| Australia | 0.05% |
| Other Countries | 0.23% |
| Total | 33.89% |
| Australasian equities | |
| New Zealand | 9.35% |
| Australia | 3.04% |
| Total | 12.39% |
| International equities | |
| North America | 17.94% |
| Europe | 2.51% |
| Japan | 1.67% |
| Emerging Markets | 0.98% |
| United Kingdom | 0.96% |
| New Zealand | 0.63% |
| Europe - Non EMU | 0.62% |
| Other Countries | 0.60% |
| Australia | 0.04% |
| Total | 25.94% |
| Grand Total | 100% |

Regional Asset Class Allocation



| | |
|--------------------|--------|
| ■ New Zealand | 37.69% |
| ■ North America | 40.53% |
| ■ Europe | 8.33% |
| ■ Japan | 4.45% |
| ■ United Kingdom | 2.32% |
| ■ Emerging Markets | 2.08% |
| ■ Australia | 3.15% |
| ■ Europe - Non EMU | 0.63% |
| ■ Other Countries | 0.83% |

Notes:

- Fund holdings are current as at 30 September 2024. Future holdings may be different from those stated. Investments are managed in accordance with the MAS Investment Funds' SIPO, available on the MAS website at mas.co.nz/investmentfunds
- For holdings by region:
 - 'Other countries' includes any other region not named.
 - For Cash and cash equivalents, regions other than New Zealand have been grouped as 'Other'.
 - EMU is the European Economic and Monetary Union.
 - All holdings have been rounded to 2 decimal places, so the sum of holdings may not always total to 100.00%.
- For full holdings:
 - Holdings less than 0.01% have been grouped as 'Other'.
- Creditors are shown as negative holdings, which may include any currency hedging positions in place for the Fund.
- Medical Funds Management Limited is the issuer of the MAS Investment Funds. The PDS for the MAS Investment Funds is available on the MAS website at mas.co.nz/investmentfunds

| Asset Class & Holdings | % of fund net assets |
|---|----------------------|
| Cash and cash equivalents | |
| JBWere Premium Custody Call Account - NZD | 7.94% |
| USD Cash | 0.03% |
| JBWere Premium Custody Call Account - AUD | 0.02% |
| JPY Cash | 0.02% |
| GBP Cash | 0.01% |
| Others | 0.03% |
| Total | 8.05% |

New Zealand fixed interest

| | |
|---|---------------|
| Bank of New Zealand 4.985% 07/06/2027 | 2.25% |
| Kiwibank 5.737% 19/10/2027 | 1.44% |
| Westpac New Zealand 3.696% 16/02/27 | 1.30% |
| New Zealand Local Government Funding Agency 3.50% | 1.21% |
| Chorus Limited 4.35% 06/12/2028 | 1.21% |
| Kiwibank 6.254% 19/10/2028 | 1.19% |
| New Zealand Government 1.5% 15/05/2031 | 1.12% |
| Auckland International Airport 6.22% 02/11/2029 | 0.98% |
| Westpac New Zealand 6.73% 14/02/2034 | 0.88% |
| ASB Bank 5.524% 21/06/2027 | 0.75% |
| New Zealand Local Government Funding Agency 4.5% | 0.65% |
| Auckland International Airport 3.29% 17/11/2026 | 0.60% |
| Bank of New Zealand 5.536% 25/05/2028 | 0.60% |
| ANZ Bank 2.999% 17/09/2031 | 0.58% |
| Westpac New Zealand 6.19% 16/09/2032 | 0.54% |
| New Zealand Local Government Funding Agency 1.5% | 0.53% |
| Auckland International Airport 5.29% 17/11/2028 | 0.51% |
| Transpower New Zealand 4.627% 16/09/2027 | 0.46% |
| Infratil Limited 3.50% 15/12/2029 | 0.44% |
| New Zealand Local Government Funding Agency 2.25% | 0.42% |
| Bank of New Zealand 5.8720% 01/09/2028 | 0.36% |
| Quayside Holding (QHLNZ) 10% Series | 0.33% |
| Westpac New Zealand 1.439% 02/24/2026 | 0.29% |
| Christchurch Airport 5.53% 05/04/2027 | 0.23% |
| Wellington International Airport 5.78% 24/08/2028 | 0.16% |
| ASB Bank 1.646% 04/05/2026 | 0.14% |
| Meridian Energy Limited 5.91% 20/09/2028 | 0.14% |
| Christchurch City Holdings Limited 3.01% 05/11/2026 | 0.11% |
| Kiwibank 2.635% 05/10/2026 | 0.11% |
| Powerco Limited 4.67% 15/11/2024 | 0.08% |
| Christchurch City Holdings Limited 3.58% 27/11/2024 | 0.08% |
| Port of Tauranga 3.552% 24/11/2028 | 0.07% |
| Total | 19.74% |

International fixed interest

| | |
|-----------------------------------|---------------|
| Hunter Global Fixed Interest Fund | 33.89% |
| Total | 33.89% |

Australasian equities

| | |
|------------------------------------|-------|
| Infratil Ltd | 1.92% |
| Fisher & Paykel Healthcare Ltd | 1.80% |
| Meridian Energy Limited | 0.89% |
| Mainfreight Ltd | 0.76% |
| Auckland International Airport Ltd | 0.60% |
| Ebos Group Ltd | 0.45% |
| A2 Milk Company Ltd | 0.44% |
| Fletcher Building Ltd | 0.43% |
| Spark New Zealand Ltd | 0.37% |
| NEXTDC Ltd | 0.36% |
| Xero Ltd | 0.35% |
| Resmed Inc | 0.33% |
| Chorus Ltd | 0.33% |
| Mercury NZ Limited | 0.32% |
| CSL Limited | 0.31% |
| Summerset Group Holdings Ltd | 0.31% |
| Macquarie Group Ltd | 0.27% |
| Ryman Healthcare Ltd | 0.27% |
| National Australia Bank Ltd | 0.27% |
| Suncorp Group Ltd | 0.26% |

| Asset Class & Holdings | % of fund net assets |
|--|----------------------|
| Australasian equities (continued) | |
| News Corp-CDI Class B | 0.24% |
| Telstra Corp Ltd | 0.24% |
| Woolworths Ltd | 0.21% |
| Port of Tauranga Ltd | 0.19% |
| Aust and NZ Banking Group | 0.19% |
| Freightways Group Ltd | 0.17% |
| Sky Network Television Ltd | 0.12% |
| Total | 12.39% |

International equities

| | |
|-------------------------------------|-------|
| Apple Inc | 1.12% |
| Microsoft Corp | 1.00% |
| Nvidia Corp | 0.99% |
| NZDUSD Maturing 29/10/2024 (BZL NZ) | 0.62% |
| Meta Platforms Inc Class A | 0.55% |
| Amazon Com Inc | 0.51% |
| Alphabet Inc Class A | 0.38% |
| Broadcom Inc | 0.36% |
| Tesla Inc | 0.30% |
| Alphabet Inc Class C | 0.30% |
| Eli Lilly | 0.29% |
| Unitedhealth Group Inc | 0.22% |
| Netflix Inc | 0.20% |
| Johnson & Johnson | 0.18% |
| Taiwan Semiconductor Manufacturing | 0.18% |
| International Business Machines Co | 0.17% |
| Edison International | 0.17% |
| Novo Nordisk Class B | 0.16% |
| Jpmorgan Chase & Co | 0.16% |
| Oracle Corp | 0.15% |
| Abbvie Inc | 0.15% |
| Schneider Electric | 0.15% |
| Astrazeneca Plc | 0.14% |
| Visa Inc Class A | 0.13% |
| Merck & Co Inc | 0.12% |
| Hsbc Holdings Plc | 0.12% |
| Mastercard Inc Class A | 0.12% |
| Salesforce Inc | 0.12% |
| Home Depot Inc | 0.11% |
| Cisco Systems Inc | 0.11% |
| Sherwin Williams | 0.11% |
| Advanced Micro Devices Inc | 0.10% |
| Thermo Fisher Scientific Inc | 0.10% |
| Sap | 0.10% |
| Tencent Holdings Ltd | 0.10% |
| Novartis Ag | 0.09% |
| East Japan Railway | 0.09% |
| Roche Holding Par Ag | 0.09% |
| Walmart Inc | 0.09% |
| Servicenow Inc | 0.09% |
| Ferrovial | 0.09% |
| Chubb Ltd | 0.09% |
| Central Japan Railway | 0.09% |
| 3I Group Plc | 0.09% |
| Accenture Plc Class A | 0.09% |
| Mcdonalds Corp | 0.09% |
| Adobe Inc | 0.09% |
| Danaher Corp | 0.08% |
| Texas Instrument Inc | 0.08% |
| Abbott Laboratories | 0.08% |
| Qualcomm Inc | 0.08% |
| Abb Ltd | 0.08% |
| Aecom | 0.08% |
| Aflac Inc | 0.08% |
| Amgen Inc | 0.07% |
| Snowflake Inc Class A | 0.07% |
| Asml Holding Nv | 0.07% |
| Quanta Services Inc | 0.07% |

| Asset Class & Holdings | % of fund net assets |
|---|----------------------|
| International equities (continued) | |
| Toyota Motor Corp | 0.07% |
| Pfizer Inc | 0.07% |
| Manulife Financial Corp | 0.07% |
| Eaton Plc | 0.07% |
| Procter & Gamble | 0.07% |
| Lloyds Banking Group Plc | 0.07% |
| Medtronic Plc | 0.07% |
| Analog Devices Inc | 0.06% |
| Terna Rete Elettrica Nazionale | 0.06% |
| Intuitive Surgical Inc | 0.06% |
| Applied Material Inc | 0.06% |
| Sanofi Sa | 0.06% |
| Digital Realty Trust Reit Inc | 0.06% |
| Bristol Myers Squibb | 0.06% |
| Intuit Inc | 0.06% |
| Motorola Solutions Inc | 0.06% |
| Boston Scientific Corp | 0.06% |
| S&P Global Inc | 0.06% |
| Parker-Hannifin Corp | 0.06% |
| Wheaton Precious Metals Corp | 0.06% |
| Equinix Reit Inc | 0.06% |
| Automatic Data Processing Inc | 0.06% |
| Alibaba Group Holding Ltd | 0.06% |
| Metlife Inc | 0.06% |
| Hydro One Ltd | 0.06% |
| Sony Group Corp | 0.06% |
| Lowes Companies Inc | 0.06% |
| Tjx Inc | 0.05% |
| American Express | 0.05% |
| Nordea Bank | 0.05% |
| Wells Fargo | 0.05% |
| Stryker Corp | 0.05% |
| Trane Technologies Plc | 0.05% |
| Corning Inc | 0.05% |
| Intel Corporation Corp | 0.05% |
| Comcast Corp Class A | 0.05% |
| EURNZD Maturing 29/10/2024 (BZL NZ) | 0.05% |
| Walt Disney | 0.05% |
| Progressive Corp | 0.05% |
| Coca-Cola | 0.05% |
| Lvmh | 0.05% |
| Fastenal | 0.05% |
| Booking Holdings Inc | 0.05% |
| Toronto Dominion | 0.05% |
| Bank Of America Corp | 0.05% |
| Xylem Inc | 0.05% |
| Zoetis Inc Class A | 0.05% |
| Vestas Wind Systems | 0.05% |
| Super Micro Computer | 0.05% |
| Baloise Holding Ag | 0.05% |
| Illinois Tool Inc | 0.05% |
| First Solar Inc | 0.05% |
| Kenvue Inc | 0.05% |
| Deere | 0.05% |
| Becton Dickinson | 0.05% |
| Siemens N Ag | 0.05% |
| Gilead Sciences Inc | 0.05% |
| Hartford Financial Services Group | 0.05% |
| Unicredit | 0.05% |
| Vinci Sa | 0.05% |
| Cummins Inc | 0.05% |
| Novozymes B | 0.05% |
| Marsh & McLennan Inc | 0.04% |
| Glaxosmithkline | 0.04% |
| Intact Financial Corp | 0.04% |
| Pepsico Inc | 0.04% |
| Fujifilm Holdings Corp | 0.04% |
| Samsung Electronics Ltd | 0.04% |

| Asset Class & Holdings | % of fund net assets |
|---|----------------------|
| International equities (continued) | |
| Regeneron Pharmaceuticals Inc | 0.04% |
| West Japan Railway | 0.04% |
| Verizon Communications Inc | 0.04% |
| Vertex Pharmaceuticals Inc | 0.04% |
| Capitaland Integrated Commercial T | 0.04% |
| Kia Corp | 0.04% |
| Travelers Companies Inc | 0.04% |
| Elevance Health Inc | 0.04% |
| Micron Technology Inc | 0.04% |
| AUDNZD Maturing 29/10/2024 (BZL NZ) | 0.04% |
| Zurich Insurance Group Ag | 0.04% |
| Uber Technologies Inc | 0.04% |
| United Rentals Inc | 0.04% |
| Industria De Diseno Textil Inditex | 0.04% |
| Morgan Stanley | 0.04% |
| Royal Bank Of Canada | 0.04% |
| Barclays Plc | 0.04% |
| Amphenol Corp Class A | 0.04% |
| Keyence Corp | 0.04% |
| Ww Grainger Inc | 0.04% |
| Mitsubishi Ufj Financial Group Inc | 0.04% |
| Haleon Plc | 0.04% |
| Banco Santander Sa | 0.04% |
| Arch Capital Group Ltd | 0.04% |
| Autodesk Inc | 0.04% |
| Goldman Sachs Group Inc | 0.04% |
| Redeia Corporacion Sa | 0.04% |
| Akzo Nobel Nv | 0.04% |
| Aia Group Ltd | 0.04% |
| Roper Technologies Inc | 0.04% |
| Hitachi Ltd | 0.04% |
| Sun Life Financial Inc | 0.04% |
| F5 Inc | 0.04% |
| Palo Alto Networks Inc | 0.04% |
| Diageo Plc | 0.04% |
| Contemporary Amperex Technology Lt | 0.04% |
| Te Connectivity Ltd | 0.04% |
| Tokio Marine Holdings Inc | 0.04% |
| Skanska B | 0.04% |
| Skandinaviska Enskilda Banken | 0.04% |
| Pentair | 0.04% |
| Nec Corp | 0.04% |
| Union Pacific Corp | 0.03% |
| Kingspan Group Plc | 0.03% |
| Relx Plc | 0.03% |
| Oreilly Automotive Inc | 0.03% |
| Fortive Corp | 0.03% |
| Partners Group Holding Ag | 0.03% |
| Fiserv Inc | 0.03% |
| Bank Of New York Mellon Corp | 0.03% |
| Rockwell Automation Inc | 0.03% |
| Cme Group Inc Class A | 0.03% |
| Dollarama Inc | 0.03% |
| Loreal Sa | 0.03% |
| Moodys Corp | 0.03% |
| Intercontinental Exchange Inc | 0.03% |
| Reliance Steel & Aluminum | 0.03% |
| Recruit Holdings Ltd | 0.03% |
| Bnp Paribas Sa | 0.03% |
| Shopify Subordinate Voting Inc Cla | 0.03% |
| Tdk Corp | 0.03% |
| Wartsila | 0.03% |
| Meituan | 0.03% |
| Thomson Reuters Corp | 0.03% |
| Samsung Sdi Ltd | 0.03% |
| At&T Inc | 0.03% |
| Starbucks Corp | 0.03% |
| Ameriprise Finance Inc | 0.03% |

| Asset Class & Holdings | % of fund net assets |
|---|----------------------|
| International equities (continued) | |
| Arista Networks Inc | 0.03% |
| Aviva Plc | 0.03% |
| Stantec Inc | 0.03% |
| Intesa Sanpaolo | 0.03% |
| Fanuc Corp | 0.03% |
| Nucor Corp | 0.03% |
| Arthur J Gallagher | 0.03% |
| Lam Research Corp | 0.03% |
| Yokogawa Electric Corp | 0.03% |
| Paccar Inc | 0.03% |
| Ebay Inc | 0.03% |
| American Tower Reit Corp | 0.03% |
| Element Fleet Management Corp | 0.03% |
| Byd Ltd H | 0.03% |
| Brown Forman Corp Class B | 0.03% |
| Ge Vernova Inc | 0.03% |
| Fast Retailing Ltd | 0.03% |
| Charles Schwab Corp | 0.03% |
| Cdw Corp | 0.03% |
| Nike Inc Class B | 0.03% |
| Cintas Corp | 0.03% |
| Swiss Prime Site Ag | 0.03% |
| Wr Berkley Corp | 0.03% |
| Keurig Dr Pepper Inc | 0.03% |
| Hewlett Packard Enterprise | 0.03% |
| Sampo Class A | 0.03% |
| Daiichi Sankyo Ltd | 0.03% |
| Church And Dwight Inc | 0.03% |
| Tmx Group Ltd | 0.03% |
| Banco Bilbao Vizcaya Argentaria Sa | 0.03% |
| Kubota Corp | 0.03% |
| Steel Dynamics Inc | 0.03% |
| Fujitsu Ltd | 0.03% |
| Essex Property Trust Reit Inc | 0.03% |
| Edp Renovaveis Sa | 0.03% |
| Svenska Handelsbanken-A Shs | 0.03% |
| Simon Property Group Reit Inc | 0.03% |
| Verbund Ag | 0.03% |
| Lg Energy Solution Ltd | 0.03% |
| Enphase Energy Inc | 0.03% |
| Mercadolibre Inc | 0.03% |
| Murata Manufacturing Ltd | 0.03% |
| Ing Groep Nv | 0.03% |
| Palantir Technologies Inc Class A | 0.03% |
| Omron Corp | 0.03% |
| Ubs Group Ag | 0.03% |
| Essilorluxottica Sa | 0.03% |
| Alstom Sa | 0.03% |
| Dassault Systemes | 0.03% |
| Howmet Aerospace Inc | 0.03% |
| Cgi Inc Class A | 0.03% |
| Agilent Technologies Inc | 0.03% |
| Autozone Inc | 0.03% |
| Li Auto Class A Inc | 0.03% |
| General Mills Inc | 0.03% |
| Target Corp | 0.02% |
| Iqvia Holdings Inc | 0.02% |
| Chugai Pharmaceutical Ltd | 0.02% |
| Willis Towers Watson Plc | 0.02% |
| Colgate-Palmolive | 0.02% |
| Realty Income Reit Corp | 0.02% |
| Knorr Bremse Ag | 0.02% |
| Juniper Networks Inc | 0.02% |
| Paypal Holdings Inc | 0.02% |
| Tokyo Electron Ltd | 0.02% |
| Agnico Eagle Mines Ltd | 0.02% |
| Kkr And Co Inc | 0.02% |
| Klepierre Reit Sa | 0.02% |

| Asset Class & Holdings | % of fund net assets |
|---|----------------------|
| International equities (continued) | |
| Rockwool International B | 0.02% |
| Kimberly Clark Corp | 0.02% |
| Delta Electronics Inc | 0.02% |
| Ppg Industries Inc | 0.02% |
| Linde Plc | 0.02% |
| Mckesson Corp | 0.02% |
| Byd Ltd A | 0.02% |
| Constellation Brands Inc Class A | 0.02% |
| Kesko Class B | 0.02% |
| Welltower Inc | 0.02% |
| Softbank Group Corp | 0.02% |
| Ge Healthcare Technologies Inc | 0.02% |
| Prosus Nv Class N | 0.02% |
| Cvs Health Corp | 0.02% |
| Brown & Brown Inc | 0.02% |
| Trimble Inc | 0.02% |
| Prologis Reit Inc | 0.02% |
| Cincinnati Financial Corp | 0.02% |
| Cadence Design Systems Inc | 0.02% |
| Marvell Technology Inc | 0.02% |
| Nxp Semiconductors Nv | 0.02% |
| Crown Castle Inc | 0.02% |
| Erie Indemnity Class A | 0.02% |
| Hubbell Inc | 0.02% |
| Ross Stores Inc | 0.02% |
| Bank Central Asia | 0.02% |
| Paychex Inc | 0.02% |
| Monster Beverage Corp | 0.02% |
| Rpm International Inc | 0.02% |
| Ametek Inc | 0.02% |
| Keisei Electric Railway Ltd | 0.02% |
| Mtr Corporation Corp Ltd | 0.02% |
| Kyocera Corp | 0.02% |
| Unilever Plc | 0.02% |
| Capitaland Ascendas Reit | 0.02% |
| Hca Healthcare Inc | 0.02% |
| Ivanhoe Mines Ltd Class A | 0.02% |
| Synopsys Inc | 0.02% |
| T Rowe Price Group Inc | 0.02% |
| Mettler Toledo Inc | 0.02% |
| Allianz | 0.02% |
| Chipotle Mexican Grill Inc | 0.02% |
| Gecina Sa | 0.02% |
| Csx Corp | 0.02% |
| Hong Kong Exchanges And Clearing L | 0.02% |
| Cbre Group Inc Class A | 0.02% |
| Idex Corp | 0.02% |
| Gjensidige Forsikring | 0.02% |
| Gartner Inc | 0.02% |
| Hoya Corp | 0.02% |
| London Stock Exchange Group Plc | 0.02% |
| Nn Group Nv | 0.02% |
| Fox Corp Class B | 0.02% |
| Johnson Controls International Plc | 0.02% |
| American Financial Group Inc | 0.02% |
| Japan Exchange Group Inc | 0.02% |
| Clorox | 0.02% |
| Yaskawa Electric Corp | 0.02% |
| Swisscom Ag | 0.02% |
| Nvr Inc | 0.02% |
| Mccormick & Co Non-Voting Inc | 0.02% |
| Elia Group Sa | 0.02% |
| United Parcel Service Inc Class B | 0.02% |
| Regions Financial Corp | 0.02% |
| Shin Etsu Chemical Ltd | 0.02% |
| Shizuoka Financial Group Inc | 0.02% |
| Public Storage Reit | 0.02% |
| Fortinet Inc | 0.02% |

| Asset Class & Holdings | % of fund net assets |
|---|----------------------|
| International equities (continued) | |
| Ferguson Enterprises Inc | 0.02% |
| Idexx Laboratories Inc | 0.02% |
| Blackrock Inc | 0.02% |
| Transdigm Group Inc | 0.02% |
| Helvetia Holding Ag | 0.02% |
| Waters Corp | 0.02% |
| West Pharmaceutical Services Inc | 0.02% |
| Hershey Foods | 0.02% |
| Natwest Group Plc | 0.02% |
| Southern Copper Corp | 0.02% |
| Toromont Industries Ltd | 0.02% |
| Vici Pptys Inc | 0.02% |
| Fincombank Banca Fineco | 0.02% |
| Brookfield Asset Management Voting | 0.02% |
| Swiss Life Holding Ag | 0.02% |
| Allstate Corp | 0.02% |
| Nintendo Ltd | 0.02% |
| Sysco Corp | 0.02% |
| Waste Management Inc | 0.02% |
| Fair Isaac Corp | 0.02% |
| Pernod Ricard Sa | 0.02% |
| NZDCAD Maturing 29/10/2024 (BZL NZ) | 0.02% |
| Seiko Epson Corp | 0.02% |
| Rogers Communications Non-Voting I | 0.02% |
| Bunzl | 0.02% |
| Mondelez International Inc Class A | 0.02% |
| Canon Inc | 0.02% |
| Voltronic Power Technology Corp | 0.02% |
| Gamuda | 0.02% |
| Antofagasta Plc | 0.02% |
| Cigna | 0.02% |
| Pdd Holdings Ads Inc | 0.02% |
| Verisk Analytics Inc | 0.02% |
| Markel Group Inc | 0.02% |
| Vonovia Se | 0.02% |
| Deutsche Bank Ag | 0.02% |
| Aena Sme Sa | 0.02% |
| Crowdstrike Holdings Inc Class A | 0.02% |
| Garmin Ltd | 0.02% |
| Broadridge Financial Solutions Inc | 0.02% |
| Us Bancorp | 0.02% |
| Covivio Sa | 0.02% |
| Berkeley Group Holdings (The) Plc | 0.02% |
| Experian Plc | 0.02% |
| Axon Enterprise Inc | 0.02% |
| Amadeus It Group Sa | 0.02% |
| Kimco Realty Reit Corp | 0.02% |
| Fidelity National Information Serv | 0.02% |
| Warehouses De Pauw Nv | 0.01% |
| Daikin Industries Ltd | 0.01% |
| Restaurants Brands International I | 0.01% |
| Airbnb Inc Class A | 0.01% |
| Edwards Lifesciences Corp | 0.01% |
| Doordash Inc Class A | 0.01% |
| Martin Marietta Materials Inc | 0.01% |
| Sekisui Chemical Ltd | 0.01% |
| Sumitomo Mitsui Financial Group In | 0.01% |
| Cameco Corp | 0.01% |
| Cardinal Health Inc | 0.01% |
| Electronic Arts Inc | 0.01% |
| Newmont | 0.01% |
| Humana Inc | 0.01% |
| Nordson Corp | 0.01% |
| Komatsu Ltd | 0.01% |
| Henderson Land Development Ltd | 0.01% |
| Norfolk Southern Corp | 0.01% |
| Kghm Polska Miedz Sa | 0.01% |
| Ucb Sa | 0.01% |

| Asset Class & Holdings | % of fund net assets |
|---|----------------------|
| International equities (continued) | |
| Ashtead Group Plc | 0.01% |
| Acciona Sa | 0.01% |
| Prudential Plc | 0.01% |
| Archer Daniels Midland | 0.01% |
| Tryg | 0.01% |
| Reckitt Benckiser Group Plc | 0.01% |
| Mediatek Inc | 0.01% |
| Netapp Inc | 0.01% |
| Copart Inc | 0.01% |
| Healthpeak Properties Inc | 0.01% |
| Hologic Inc | 0.01% |
| Discover Financial Services | 0.01% |
| Beijing-Shanghai High Speed Railwa | 0.01% |
| Next Plc | 0.01% |
| Allegion Plc | 0.01% |
| Igm Financial Inc | 0.01% |
| Otis Worldwide Corp | 0.01% |
| Astellas Pharma Inc | 0.01% |
| Vulcan Materials | 0.01% |
| Japan Real Estate Investment Trust | 0.01% |
| Citigroup Inc | 0.01% |
| Xinyi Solar Holdings Ltd | 0.01% |
| Acs Actividades De Construccion Y | 0.01% |
| Tis Inc | 0.01% |
| Deutsche Boerse Ag | 0.01% |
| Albemarle Corp | 0.01% |
| Nippon Building Fund Reit Inc | 0.01% |
| Standard Chartered Plc | 0.01% |
| Getlink | 0.01% |
| Lundbergforetagen Class B | 0.01% |
| Constellation Software Inc | 0.01% |
| Stanley Black & Decker Inc | 0.01% |
| Bce Inc | 0.01% |
| Trip.Com Group Ltd | 0.01% |
| Bouygues Sa | 0.01% |
| Mitsubishi Corp | 0.01% |
| Kraft Heinz | 0.01% |
| Gen Digital Inc | 0.01% |
| Graco Inc | 0.01% |
| Hermes International | 0.01% |
| Ch Robinson Worldwide Inc | 0.01% |
| Nasdaq Inc | 0.01% |
| Jm Smucker | 0.01% |
| Henry Schein Inc | 0.01% |
| Builders Firstsource Inc | 0.01% |
| Firstservice Subordinate Voting Co | 0.01% |
| Carlisle Companies Inc | 0.01% |
| Olympus Corp | 0.01% |
| Itochu Corp | 0.01% |
| Kellanova | 0.01% |
| Tim Sa | 0.01% |
| Wolters Kluwer Nv | 0.01% |
| Lkq Corp | 0.01% |
| Sk Hynix Inc | 0.01% |
| Trade Desk Inc Class A | 0.01% |
| Capital One Financial Corp | 0.01% |
| Cia Paranaense De Energia Copel Pr | 0.01% |
| Lonza Group Ag | 0.01% |
| Scb X Public Company Limited Non-V | 0.01% |
| Biogen Inc | 0.01% |
| Nio Class A Inc | 0.01% |
| Franklin Resources Inc | 0.01% |
| Yum Brands Inc | 0.01% |
| Avalonbay Communities Reit Inc | 0.01% |
| M&T Bank Corp | 0.01% |
| Molson Coors Brewing Class B | 0.01% |
| Corpay Inc | 0.01% |
| Bb Seguridade Sa | 0.01% |

| Asset Class & Holdings | % of fund net assets |
|---|----------------------|
| International equities (continued) | |
| GBPNZD Maturing 29/10/2024 (BZL NZ) | 0.01% |
| Hormel Foods Corp | 0.01% |
| Netease Inc | 0.01% |
| Air Products And Chemicals Inc | 0.01% |
| Aon Plc Class A | 0.01% |
| Xpeng Class A Inc | 0.01% |
| Swedbank | 0.01% |
| Pzu Sa | 0.01% |
| A O Smith Corp | 0.01% |
| Amcor Plc | 0.01% |
| Dell Technologies Inc Class C | 0.01% |
| Federal Realty Investment Trust Re | 0.01% |
| Lotus Bakeries Nv | 0.01% |
| W. P. Carey Reit Inc | 0.01% |
| Westinghouse Air Brake Technologie | 0.01% |
| Owens Corning | 0.01% |
| Zimmer Biomet Holdings Inc | 0.01% |
| Delta Electronics (Thailand) Non-V | 0.01% |
| Estee Lauder Inc Class A | 0.01% |
| Dover Corp | 0.01% |
| Quebecor Inc Class B | 0.01% |
| Expeditors International Of Washin | 0.01% |
| Fibra Uno Administracion Reit Sa | 0.01% |
| Banco Bpm | 0.01% |
| T Mobile Us Inc | 0.01% |
| Ecolab Inc | 0.01% |
| Liberty Media Formula One Corp Ser | 0.01% |
| Powszechna Kasa Oszczednosci Bank | 0.01% |
| American International Group Inc | 0.01% |
| Bc Vaud N | 0.01% |
| Industrivarden A | 0.01% |
| Taiwan High Speed Rail Corp | 0.01% |
| Genuine Parts | 0.01% |
| Ulta Beauty Inc | 0.01% |
| Royalty Pharma Plc Class A | 0.01% |
| Charter Communications Inc Class A | 0.01% |
| Oriental Land Ltd | 0.01% |
| Microchip Technology Inc | 0.01% |
| Dupont De Nemours Inc | 0.01% |
| Cencora Inc | 0.01% |
| Equifax Inc | 0.01% |
| Pnc Financial Services Group Inc | 0.01% |
| Ia Financial Inc | 0.01% |
| Lennar A Corp Class A | 0.01% |
| Carrier Global Corp | 0.01% |
| Caixabank Sa | 0.01% |
| Zoom Video Communications Inc Clas | 0.01% |
| Rio Tinto Plc | 0.01% |
| Nibe Industrier Class B | 0.01% |
| Veeva Systems Inc Class A | 0.01% |
| Watsco Inc | 0.01% |
| D R Horton Inc | 0.01% |
| Zhuzhou Crrc Times Electric Ltd H | 0.01% |
| Extra Space Storage Reit Inc | 0.01% |
| Kweichow Moutai Ltd A | 0.01% |
| Universal Music Group Nv | 0.01% |
| Workday Inc Class A | 0.01% |
| Advantest Corp | 0.01% |
| Budimex Sa | 0.01% |
| Danske Bank | 0.01% |
| Avantor Inc | 0.01% |
| Everest Group Ltd | 0.01% |
| Admiral Group Plc | 0.01% |
| Kingdee Int L Software Group Ltd | 0.01% |
| Snap On Inc | 0.01% |
| Dexcom Inc | 0.01% |
| Mizuho Financial Group Inc | 0.01% |
| Power Corporation Of Canada | 0.01% |

| Asset Class & Holdings | % of fund net assets |
|---|----------------------|
| International equities (continued) | |
| Bangkok Expressway And Metro Pcl N | 0.01% |
| Disco Corp | 0.01% |
| Intouch Holdings Non-Voting Dr Pcl | 0.01% |
| Legrand Sa | 0.01% |
| Societe Generale Sa | 0.01% |
| Nari Technology Ltd A | 0.01% |
| Kddi Corp | 0.01% |
| Taylor Wimpey Plc | 0.01% |
| Tele2 B | 0.01% |
| Nippon Prologis Reit Inc | 0.01% |
| Kbc Groep | 0.01% |
| China Overseas Land Investment Ltd | 0.01% |
| Old Dominion Freight Line Inc | 0.01% |
| Compass Group Plc | 0.01% |
| Northern Trust Corp | 0.01% |
| Honda Motor Ltd | 0.01% |
| Godaddy Inc Class A | 0.01% |
| Informa Plc | 0.01% |
| Takeda Pharmaceutical Ltd | 0.01% |
| Promotora Y Operadora De Infraestr | 0.01% |
| Ptc Inc | 0.01% |
| Sungrow Power Supply Ltd A | 0.01% |
| Alcon Ag | 0.01% |
| Asahi Group Holdings Ltd | 0.01% |
| Givaudan Sa | 0.01% |
| Credit Agricole Sa | 0.01% |
| Keysight Technologies Inc | 0.01% |
| Emcor Group Inc | 0.01% |
| Solventum Corp | 0.01% |
| Boliden | 0.01% |
| Fedex Corp | 0.01% |
| Companhia Concessoes Rodoviaras S | 0.01% |
| Commerzbank Ag | 0.01% |
| Exelon Corp | 0.01% |
| Dnb Bank | 0.01% |
| Westlake Corp | 0.01% |
| Chocoladefabriken Lindt & Spruengl | 0.01% |
| Omnicom Group Inc | 0.01% |
| Labcorp Holdings Inc | 0.01% |
| Microstrategy Inc Class A | 0.01% |
| Iron Mountain Inc | 0.01% |
| Erste Group Bank Ag | 0.01% |
| Engie Brasil Energia Sa | 0.01% |
| Veralto Corp | 0.01% |
| Aptiv Plc | 0.01% |
| Grupo Aeroportuario Del Sureste B | 0.01% |
| Coway Ltd | 0.01% |
| Localiza Rent A Car Sa | 0.01% |
| Yuhan Corp | 0.01% |
| Mitsubishi Estate Co Ltd | 0.01% |
| Revvity Inc | 0.01% |
| Beijing Enterprises Water Group Lt | 0.01% |
| China Three Gorges Renewables(Grou | 0.01% |
| Bank Pekao Sa | 0.01% |
| Atlassian Corp Class A | 0.01% |
| Exor Nv | 0.01% |
| Block Inc Class A | 0.01% |
| Nh Investment & Securities Ltd | 0.01% |
| Pool Corp | 0.01% |
| B3 Brasil Bolsa Balcao Sa | 0.01% |
| Sandoz Group Ag | 0.01% |
| Rollins Inc | 0.01% |
| Cpfl Energia Sa | 0.01% |
| Shionogi Ltd | 0.01% |
| Cognizant Technology Solutions Cor | 0.01% |
| Softbank Corp | 0.01% |
| Smc (Japan) Corp | 0.01% |
| Invitation Homes Inc | 0.01% |

| Asset Class & Holdings | % of fund net assets |
|---|----------------------|
| International equities (continued) | |
| Jack Henry And Associates Inc | 0.01% |
| Verisign Inc | 0.01% |
| Singapore Exchange Ltd | 0.01% |
| Cmoc Group Ltd | 0.01% |
| Zillow Group Inc Class C | 0.01% |
| Open Text Corp | 0.01% |
| Wiwynn Corporation Corp | 0.01% |
| Krungthai Card Non-Voting Dr Pcl | 0.01% |
| Adyen Nv | 0.01% |
| Roblox Corp Class A | 0.01% |
| Ono Pharmaceutical Ltd | 0.01% |
| Ingersoll Rand Inc | 0.01% |
| Lululemon Athletica Inc | 0.01% |
| Vertiv Holdings Class A | 0.01% |
| American Homes Rent Reit Class A | 0.01% |
| Global Payments Inc | 0.01% |
| Terumo Corp | 0.01% |
| Ansys Inc | 0.01% |
| Orix Corp | 0.01% |
| Meritz Financial Group Inc | 0.01% |
| Kinross Gold Corp | 0.01% |
| Moderna Inc | 0.01% |
| Tradeweb Markets Inc Class A | 0.01% |
| Alnylam Pharmaceuticals Inc | 0.01% |
| Jumbo Sa | 0.01% |
| Lennox International Inc | 0.01% |
| Insulet Corp | 0.01% |
| Costar Group Inc | 0.01% |
| Bxp Inc | 0.01% |
| Epiroc Class B | 0.01% |
| Teradyne Inc | 0.01% |
| Coinbase Global Inc Class A | 0.01% |
| Monolithic Power Systems Inc | 0.01% |
| Longi Green Energy Technology Ltd | 0.01% |
| Corteva Inc | 0.01% |
| Bio Techne Corp | 0.01% |
| U Haul Non Voting Series N | 0.01% |
| Hilton Worldwide Holdings Inc | 0.01% |
| Yadea Group Holdings Ltd | 0.01% |
| Airports Of Thailand Non-Voting Dr | 0.01% |
| Hanwha Solutions Corp | 0.01% |
| Nidec Corp | 0.01% |
| Dieteren (D) Sa | 0.01% |
| Recordati Industria Chimica E Farm | 0.01% |
| Anheuser-Busch Inbev Sa | 0.01% |
| Sompo Holdings Inc | 0.01% |
| Geberit Ag | 0.01% |
| Orion Class B | 0.01% |
| Sba Communications Reit Corp Class | 0.01% |
| Zhejiang Expressway Ltd H | 0.01% |
| Raia Drogasil | 0.01% |
| Argenx | 0.01% |
| Bayer Ag | 0.01% |
| Merck | 0.01% |
| Ms&Ad Insurance Group Holdings Inc | 0.01% |
| Nippon Telegraph And Telephone Cor | 0.01% |
| Loblaw Companies Ltd | 0.01% |
| Hikari Tsushin Inc | 0.01% |
| Samsung Life Ltd | 0.01% |
| Wuliangye Yibin Ltd A | 0.01% |
| Lundin Mining Corp | 0.01% |
| Renesas Electronics Corp | 0.01% |
| Factset Research Systems Inc | 0.01% |
| Coloplast B | 0.01% |
| Sika Ag | 0.01% |
| Dollar Tree Inc | 0.01% |
| Illumina Inc | 0.01% |
| Gree Electric Appliances Inc Of Zh | 0.01% |

| Asset Class & Holdings | % of fund net assets |
|---|----------------------|
| International equities (continued) | |
| Denso Corp | 0.01% |
| Smith And Nephew Plc | 0.01% |
| Cboe Global Markets Inc | 0.01% |
| Grupo Aeroportuario Del Pacifico | 0.01% |
| Fairfax Financial Holdings Sub Vot | 0.01% |
| Siemens Healthineers Ag | 0.01% |
| Persimmon Plc | 0.01% |
| Sichuan Chuantou Energy Ltd A | 0.01% |
| Sumitomo Metal Mining Ltd | 0.01% |
| Tetra Tech Inc | 0.01% |
| Walmart De Mexico V | 0.01% |
| Banco De Sabadell Sa | 0.01% |
| Great West Lifeco Inc | 0.01% |
| Topbuild Corp | 0.01% |
| Banco Del Bajio Institucion De Ban | 0.01% |
| Burlington Stores Inc | 0.01% |
| Schindler Holding Ag | 0.01% |
| Marketaxess Holdings Inc | 0.01% |
| Others | 1.15% |
| Total | 25.94% |
| Grand Total | 100% |

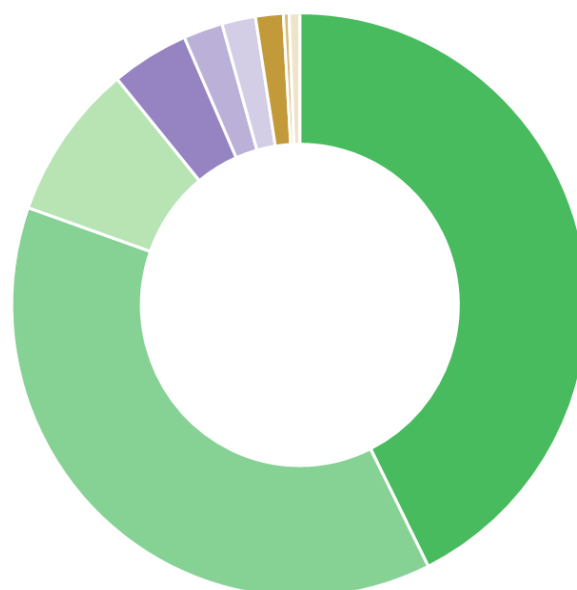
Conservative Fund Holdings

As at 30 September 2024



| Asset Class & Holdings Region | % Portfolio |
|-------------------------------------|---------------|
| Cash and cash equivalents | |
| New Zealand | 12.55% |
| Other | 0.05% |
| Total | 12.60% |
| New Zealand fixed interest | |
| New Zealand | 25.27% |
| Total | 25.27% |
| International fixed interest | |
| North America | 28.69% |
| Japan | 3.51% |
| Europe | 7.40% |
| United Kingdom | 1.72% |
| Emerging Markets | 1.39% |
| Europe - Non EMU | 0.01% |
| New Zealand | 0.03% |
| Australia | 0.07% |
| Other Countries | 0.29% |
| Total | 43.11% |
| Australasian equities | |
| New Zealand | 4.48% |
| Australia | 1.46% |
| Total | 5.94% |
| International equities | |
| North America | 9.05% |
| Europe | 1.26% |
| Japan | 0.84% |
| Emerging Markets | 0.49% |
| United Kingdom | 0.49% |
| New Zealand | 0.32% |
| Europe - Non EMU | 0.31% |
| Other Countries | 0.30% |
| Australia | 0.02% |
| Total | 13.08% |
| Grand Total | 100% |

Regional Asset Class Allocation



- New Zealand 42.65%
- North America 37.75%
- Europe 8.67%
- Japan 4.36%
- United Kingdom 2.21%
- Emerging Markets 1.89%
- Australia 1.55%
- Europe - Non EMU 0.32%
- Other Countries 0.59%

Notes:

1. Fund holdings are current as at 30 September 2024. Future holdings may be different from those stated. Investments are managed in accordance with the MAS Investment Funds' SIPO, available on the MAS website at mas.co.nz/investmentfunds
2. For holdings by region:
 - a. 'Other countries' includes any other region not named.
 - b. For Cash and cash equivalents, regions other than New Zealand have been grouped as 'Other'.
 - c. EMU is the European Economic and Monetary Union.
 - d. All holdings have been rounded to 2 decimal places, so the sum of holdings may not always total to 100.00%.
3. For full holdings:
 - a. Holdings less than 0.01% have been grouped as 'Other'.
4. Creditors are shown as negative holdings, which may include any currency hedging positions in place for the Fund.
5. Medical Funds Management Limited is the issuer of the MAS Investment Funds. The PDS for the MAS Investment Funds is available on the MAS website at mas.co.nz/investmentfunds

| Asset Class & Holdings | % of fund net assets |
|---|----------------------|
| Cash and cash equivalents | |
| JBWere Premium Custody Call Account - NZD | 12.54% |
| USD Cash | 0.02% |
| JBWere Premium Custody Call Account - AUD | 0.01% |
| JPY Cash | 0.01% |
| Others | 0.02% |
| Total | 10.94% |

| | |
|---|---------------|
| New Zealand fixed interest | |
| Bank of New Zealand 4.985% 07/06/2027 | 2.88% |
| Kiwibank 5.737% 19/10/2027 | 1.84% |
| Westpac New Zealand 3.696% 16/02/27 | 1.66% |
| New Zealand Local Government Funding Agency 3.50% | 1.55% |
| Chorus Limited 4.35% 06/12/2028 | 1.54% |
| Kiwibank 6.254% 19/10/2028 | 1.53% |
| New Zealand Government 1.5% 15/05/2031 | 1.43% |
| Auckland International Airport 6.22% 02/11/2029 | 1.25% |
| Westpac New Zealand 6.73% 14/02/2034 | 1.13% |
| ASB Bank 5.524% 21/06/2027 | 0.96% |
| New Zealand Local Government Funding Agency 4.5% | 0.83% |
| Auckland International Airport 3.29% 17/11/2026 | 0.77% |
| Bank of New Zealand 5.536% 25/05/2028 | 0.76% |
| ANZ Bank 2.999% 17/09/2031 | 0.74% |
| Westpac New Zealand 6.19% 16/09/2032 | 0.69% |
| New Zealand Local Government Funding Agency 1.5% | 0.68% |
| Auckland International Airport 5.29% 17/11/2028 | 0.66% |
| Transpower New Zealand 4.627% 16/09/2027 | 0.59% |
| Infratil Limited 3.50% 15/12/2029 | 0.57% |
| New Zealand Local Government Funding Agency 2.25% | 0.54% |
| Bank of New Zealand 5.8720% 01/09/2028 | 0.46% |
| Quayside Holding (QHLNZ) 10% Series | 0.42% |
| Westpac New Zealand 1.439% 02/24/2026 | 0.37% |
| Christchurch Airport 5.53% 05/04/2027 | 0.29% |
| Wellington International Airport 5.78% 24/08/2028 | 0.20% |
| ASB Bank 1.646% 04/05/2026 | 0.19% |
| Meridian Energy Limited 5.91% 20/09/2028 | 0.18% |
| Christchurch City Holdings Limited 3.01% 05/11/2026 | 0.14% |
| Kiwibank 2.635% 05/10/2026 | 0.14% |
| Powerco Limited 4.67% 15/11/2024 | 0.10% |
| Christchurch City Holdings Limited 3.58% 27/11/2024 | 0.10% |
| Port of Tauranga 3.552% 24/11/2028 | 0.09% |
| Total | 25.27% |

| | |
|-------------------------------------|---------------|
| International fixed interest | |
| Hunter Global Fixed Interest Fund | 43.11% |
| Total | 43.11% |

| | |
|------------------------------------|-------|
| Australasian equities | |
| Infratil Ltd | 0.92% |
| Fisher & Paykel Healthcare Ltd | 0.86% |
| Meridian Energy Limited | 0.43% |
| Mainfreight Ltd | 0.36% |
| Auckland International Airport Ltd | 0.29% |
| Ebos Group Ltd | 0.22% |
| A2 Milk Company Ltd | 0.21% |
| Fletcher Building Ltd | 0.20% |
| Spark New Zealand Ltd | 0.18% |
| NEXTDC Ltd | 0.17% |
| Xero Ltd | 0.17% |
| Resmed Inc | 0.16% |
| Chorus Ltd | 0.16% |
| Mercury NZ Limited | 0.16% |
| CSL Limited | 0.15% |
| Summerset Group Holdings Ltd | 0.15% |
| Macquarie Group Ltd | 0.13% |
| Ryman Healthcare Ltd | 0.13% |
| National Australia Bank Ltd | 0.13% |
| Suncorp Group Ltd | 0.13% |
| News Corp-CDI Class B | 0.12% |

| Asset Class & Holdings | % of fund net assets |
|--|----------------------|
| Australasian equities (continued) | |
| Telstra Corp Ltd | 0.12% |
| Woolworths Ltd | 0.10% |
| Port of Tauranga Ltd | 0.09% |
| Aust and NZ Banking Group | 0.09% |
| Freightways Group Ltd | 0.08% |
| Sky Network Television Ltd | 0.06% |
| Total | 5.94% |

| | |
|-------------------------------------|-------|
| International equities | |
| Apple Inc | 0.57% |
| Microsoft Corp | 0.50% |
| Nvidia Corp | 0.50% |
| NZDUSD Maturing 29/10/2024 (BZL NZ) | 0.31% |
| Meta Platforms Inc Class A | 0.28% |
| Amazon Com Inc | 0.26% |
| Alphabet Inc Class A | 0.19% |
| Broadcom Inc | 0.18% |
| Tesla Inc | 0.15% |
| Alphabet Inc Class C | 0.15% |
| Eli Lilly | 0.15% |
| Unitedhealth Group Inc | 0.11% |
| Netflix Inc | 0.10% |
| Johnson & Johnson | 0.09% |
| Taiwan Semiconductor Manufacturing | 0.09% |
| International Business Machines Co | 0.09% |
| Edison International | 0.09% |
| Novo Nordisk Class B | 0.08% |
| Jpmorgan Chase & Co | 0.08% |
| Oracle Corp | 0.08% |
| Abbvie Inc | 0.08% |
| Schneider Electric | 0.07% |
| Astrazeneca Plc | 0.07% |
| Visa Inc Class A | 0.07% |
| Merck & Co Inc | 0.06% |
| Hsbc Holdings Plc | 0.06% |
| Mastercard Inc Class A | 0.06% |
| Salesforce Inc | 0.06% |
| Home Depot Inc | 0.06% |
| Cisco Systems Inc | 0.05% |
| Sherwin Williams | 0.05% |
| Advanced Micro Devices Inc | 0.05% |
| Thermo Fisher Scientific Inc | 0.05% |
| Sap | 0.05% |
| Tencent Holdings Ltd | 0.05% |
| Novartis Ag | 0.05% |
| East Japan Railway | 0.05% |
| Roche Holding Par Ag | 0.05% |
| Walmart Inc | 0.05% |
| Servicenow Inc | 0.05% |
| Ferrovial | 0.05% |
| Chubb Ltd | 0.05% |
| Central Japan Railway | 0.05% |
| 3I Group Plc | 0.05% |
| Accenture Plc Class A | 0.04% |
| Mcdonalds Corp | 0.04% |
| Adobe Inc | 0.04% |
| Danaher Corp | 0.04% |
| Texas Instrument Inc | 0.04% |
| Abbott Laboratories | 0.04% |
| Qualcomm Inc | 0.04% |
| Abb Ltd | 0.04% |
| Aecom | 0.04% |
| Aflac Inc | 0.04% |
| Amgen Inc | 0.04% |
| Snowflake Inc Class A | 0.04% |
| Asml Holding Nv | 0.04% |
| Quanta Services Inc | 0.04% |
| Toyota Motor Corp | 0.04% |

| Asset Class & Holdings | % of fund net assets |
|---|----------------------|
| International equities (continued) | |
| Pfizer Inc | 0.03% |
| Manulife Financial Corp | 0.03% |
| Eaton Plc | 0.03% |
| Procter & Gamble | 0.03% |
| Lloyds Banking Group Plc | 0.03% |
| Medtronic Plc | 0.03% |
| Analog Devices Inc | 0.03% |
| Terna Rete Elettrica Nazionale | 0.03% |
| Intuitive Surgical Inc | 0.03% |
| Applied Material Inc | 0.03% |
| Sanofi Sa | 0.03% |
| Digital Realty Trust Reit Inc | 0.03% |
| Bristol Myers Squibb | 0.03% |
| Intuit Inc | 0.03% |
| Motorola Solutions Inc | 0.03% |
| Boston Scientific Corp | 0.03% |
| S&P Global Inc | 0.03% |
| Parker-Hannifin Corp | 0.03% |
| Wheaton Precious Metals Corp | 0.03% |
| Equinix Reit Inc | 0.03% |
| Automatic Data Processing Inc | 0.03% |
| Alibaba Group Holding Ltd | 0.03% |
| Metlife Inc | 0.03% |
| Hydro One Ltd | 0.03% |
| Sony Group Corp | 0.03% |
| Lowes Companies Inc | 0.03% |
| Tjx Inc | 0.03% |
| American Express | 0.03% |
| Nordea Bank | 0.03% |
| Wells Fargo | 0.03% |
| Stryker Corp | 0.03% |
| Trane Technologies Plc | 0.03% |
| Corning Inc | 0.03% |
| Intel Corporation Corp | 0.03% |
| Comcast Corp Class A | 0.03% |
| EURNZD Maturing 29/10/2024 (BZL NZ) | 0.03% |
| Walt Disney | 0.03% |
| Progressive Corp | 0.03% |
| Coca-Cola | 0.03% |
| Lvmh | 0.03% |
| Fastenal | 0.03% |
| Booking Holdings Inc | 0.03% |
| Toronto Dominion | 0.02% |
| Bank Of America Corp | 0.02% |
| Xylem Inc | 0.02% |
| Zoetis Inc Class A | 0.02% |
| Vestas Wind Systems | 0.02% |
| Super Micro Computer | 0.02% |
| Baloise Holding Ag | 0.02% |
| Illinois Tool Inc | 0.02% |
| First Solar Inc | 0.02% |
| Kenvue Inc | 0.02% |
| Deere | 0.02% |
| Becton Dickinson | 0.02% |
| Siemens N Ag | 0.02% |
| Gilead Sciences Inc | 0.02% |
| Hartford Financial Services Group | 0.02% |
| Unicredit | 0.02% |
| Vinci Sa | 0.02% |
| Cummins Inc | 0.02% |
| Novozymes B | 0.02% |
| Marsh & McLennan Inc | 0.02% |
| Glaxosmithkline | 0.02% |
| Intact Financial Corp | 0.02% |
| Pepsico Inc | 0.02% |
| Fujifilm Holdings Corp | 0.02% |
| Samsung Electronics Ltd | 0.02% |
| Regeneron Pharmaceuticals Inc | 0.02% |

| Asset Class & Holdings | % of fund net assets |
|---|----------------------|
| International equities (continued) | |
| West Japan Railway | 0.02% |
| Verizon Communications Inc | 0.02% |
| Vertex Pharmaceuticals Inc | 0.02% |
| Capitaland Integrated Commercial T | 0.02% |
| Kla Corp | 0.02% |
| Travelers Companies Inc | 0.02% |
| Elevance Health Inc | 0.02% |
| Micron Technology Inc | 0.02% |
| Zurich Insurance Group Ag | 0.02% |
| Uber Technologies Inc | 0.02% |
| United Rentals Inc | 0.02% |
| Industria De Diseno Textil Inditex | 0.02% |
| Morgan Stanley | 0.02% |
| Royal Bank Of Canada | 0.02% |
| Barclays Plc | 0.02% |
| Amphenol Corp Class A | 0.02% |
| Keyence Corp | 0.02% |
| AUDNZD Maturing 29/10/2024 (BZL NZ) | 0.02% |
| Ww Grainger Inc | 0.02% |
| Mitsubishi Ufj Financial Group Inc | 0.02% |
| Haleon Plc | 0.02% |
| Banco Santander Sa | 0.02% |
| Arch Capital Group Ltd | 0.02% |
| Autodesk Inc | 0.02% |
| Goldman Sachs Group Inc | 0.02% |
| Redeia Corporacion Sa | 0.02% |
| Akzo Nobel Nv | 0.02% |
| Aia Group Ltd | 0.02% |
| Roper Technologies Inc | 0.02% |
| Hitachi Ltd | 0.02% |
| Sun Life Financial Inc | 0.02% |
| F5 Inc | 0.02% |
| Palo Alto Networks Inc | 0.02% |
| Diageo Plc | 0.02% |
| Contemporary Amperex Technology Lt | 0.02% |
| Te Connectivity Ltd | 0.02% |
| Tokio Marine Holdings Inc | 0.02% |
| Skanska B | 0.02% |
| Skandinaviska Enskilda Banken | 0.02% |
| Pentair | 0.02% |
| Nec Corp | 0.02% |
| Union Pacific Corp | 0.02% |
| Kingspan Group Plc | 0.02% |
| Relx Plc | 0.02% |
| Oreilly Automotive Inc | 0.02% |
| Fortive Corp | 0.02% |
| Partners Group Holding Ag | 0.02% |
| Fiserv Inc | 0.02% |
| Bank Of New York Mellon Corp | 0.02% |
| Rockwell Automation Inc | 0.02% |
| Cme Group Inc Class A | 0.02% |
| Dollarama Inc | 0.02% |
| Loreal Sa | 0.02% |
| Moodys Corp | 0.02% |
| Intercontinental Exchange Inc | 0.02% |
| Reliance Steel & Aluminum | 0.02% |
| Recruit Holdings Ltd | 0.02% |
| Bnp Paribas Sa | 0.02% |
| Shopify Subordinate Voting Inc Cla | 0.02% |
| Tdk Corp | 0.02% |
| Wartsila | 0.02% |
| Meituan | 0.02% |
| Thomson Reuters Corp | 0.02% |
| Samsung Sdi Ltd | 0.02% |
| At&T Inc | 0.02% |
| Starbucks Corp | 0.02% |
| Ameriprise Finance Inc | 0.02% |
| Arista Networks Inc | 0.02% |

| Asset Class & Holdings | % of fund net assets |
|---|----------------------|
| International equities (continued) | |
| Aviva Plc | 0.02% |
| Stantec Inc | 0.02% |
| Intesa Sanpaolo | 0.02% |
| Fanuc Corp | 0.02% |
| Nucor Corp | 0.02% |
| Arthur J Gallagher | 0.02% |
| Lam Research Corp | 0.02% |
| Yokogawa Electric Corp | 0.02% |
| Paccar Inc | 0.02% |
| Ebay Inc | 0.02% |
| American Tower Reit Corp | 0.01% |
| Element Fleet Management Corp | 0.01% |
| Byd Ltd H | 0.01% |
| Brown Forman Corp Class B | 0.01% |
| Ge Vernova Inc | 0.01% |
| Fast Retailing Ltd | 0.01% |
| Charles Schwab Corp | 0.01% |
| Cdw Corp | 0.01% |
| Nike Inc Class B | 0.01% |
| Cintas Corp | 0.01% |
| Swiss Prime Site Ag | 0.01% |
| Wr Berkley Corp | 0.01% |
| Keurig Dr Pepper Inc | 0.01% |
| Hewlett Packard Enterprise | 0.01% |
| Sampo Class A | 0.01% |
| Daiichi Sankyo Ltd | 0.01% |
| Church And Dwight Inc | 0.01% |
| Tmx Group Ltd | 0.01% |
| Banco Bilbao Vizcaya Argentaria Sa | 0.01% |
| Kubota Corp | 0.01% |
| Steel Dynamics Inc | 0.01% |
| Fujitsu Ltd | 0.01% |
| Essex Property Trust Reit Inc | 0.01% |
| Edp Renovaveis Sa | 0.01% |
| Svenska Handelsbanken-A Shs | 0.01% |
| Simon Property Group Reit Inc | 0.01% |
| Verbund Ag | 0.01% |
| Lg Energy Solution Ltd | 0.01% |
| Enphase Energy Inc | 0.01% |
| Mercadolibre Inc | 0.01% |
| Murata Manufacturing Ltd | 0.01% |
| Ing Groep Nv | 0.01% |
| Palantir Technologies Inc Class A | 0.01% |
| Omron Corp | 0.01% |
| Ubs Group Ag | 0.01% |
| Essilorluxottica Sa | 0.01% |
| Alstom Sa | 0.01% |
| Dassault Systemes | 0.01% |
| Howmet Aerospace Inc | 0.01% |
| Cgi Inc Class A | 0.01% |
| Agilent Technologies Inc | 0.01% |
| Autozone Inc | 0.01% |
| Li Auto Class A Inc | 0.01% |
| General Mills Inc | 0.01% |
| Target Corp | 0.01% |
| Iqvia Holdings Inc | 0.01% |
| Chugai Pharmaceutical Ltd | 0.01% |
| Willis Towers Watson Plc | 0.01% |
| Colgate-Palmolive | 0.01% |
| Realty Income Reit Corp | 0.01% |
| Knorr Bremsen Ag | 0.01% |
| Juniper Networks Inc | 0.01% |
| Paypal Holdings Inc | 0.01% |
| Tokyo Electron Ltd | 0.01% |
| Agnico Eagle Mines Ltd | 0.01% |
| Kkr And Co Inc | 0.01% |
| Klepierre Reit Sa | 0.01% |
| Rockwool International B | 0.01% |

| Asset Class & Holdings | % of fund net assets |
|---|----------------------|
| International equities (continued) | |
| Kimberly Clark Corp | 0.01% |
| Delta Electronics Inc | 0.01% |
| Ppg Industries Inc | 0.01% |
| Linde Plc | 0.01% |
| Mckesson Corp | 0.01% |
| Byd Ltd A | 0.01% |
| Constellation Brands Inc Class A | 0.01% |
| Kesko Class B | 0.01% |
| Welltower Inc | 0.01% |
| Softbank Group Corp | 0.01% |
| Ge Healthcare Technologies Inc | 0.01% |
| Prosus Nv Class N | 0.01% |
| Cvs Health Corp | 0.01% |
| Brown & Brown Inc | 0.01% |
| Trimble Inc | 0.01% |
| Prologis Reit Inc | 0.01% |
| Cincinnati Financial Corp | 0.01% |
| Cadence Design Systems Inc | 0.01% |
| Marvell Technology Inc | 0.01% |
| Nxp Semiconductors Nv | 0.01% |
| Crown Castle Inc | 0.01% |
| Erie Indemnity Class A | 0.01% |
| Hubbell Inc | 0.01% |
| Ross Stores Inc | 0.01% |
| Bank Central Asia | 0.01% |
| Paychex Inc | 0.01% |
| Monster Beverage Corp | 0.01% |
| Rpm International Inc | 0.01% |
| Ametek Inc | 0.01% |
| Keisei Electric Railway Ltd | 0.01% |
| Mtr Corporation Corp Ltd | 0.01% |
| Kyocera Corp | 0.01% |
| Unilever Plc | 0.01% |
| Capitaland Ascendas Reit | 0.01% |
| Hca Healthcare Inc | 0.01% |
| Ivanhoe Mines Ltd Class A | 0.01% |
| Synopsys Inc | 0.01% |
| T Rowe Price Group Inc | 0.01% |
| Mettler Toledo Inc | 0.01% |
| Allianz | 0.01% |
| Chipotle Mexican Grill Inc | 0.01% |
| Gecina Sa | 0.01% |
| Csx Corp | 0.01% |
| Hong Kong Exchanges And Clearing L | 0.01% |
| Cbre Group Inc Class A | 0.01% |
| Idex Corp | 0.01% |
| Gjensidige Forsikring | 0.01% |
| Gartner Inc | 0.01% |
| Hoya Corp | 0.01% |
| London Stock Exchange Group Plc | 0.01% |
| Nn Group Nv | 0.01% |
| Fox Corp Class B | 0.01% |
| Johnson Controls International Plc | 0.01% |
| American Financial Group Inc | 0.01% |
| Japan Exchange Group Inc | 0.01% |
| Clorox | 0.01% |
| Yaskawa Electric Corp | 0.01% |
| Swisscom Ag | 0.01% |
| Nvr Inc | 0.01% |
| Mccormick & Co Non-Voting Inc | 0.01% |
| Elia Group Sa | 0.01% |
| United Parcel Service Inc Class B | 0.01% |
| Regions Financial Corp | 0.01% |
| Shin Etsu Chemical Ltd | 0.01% |
| Shizuoka Financial Group Inc | 0.01% |
| Public Storage Reit | 0.01% |
| Fortinet Inc | 0.01% |
| Ferguson Enterprises Inc | 0.01% |

| Asset Class & Holdings | % of fund net assets |
|---|----------------------|
| International equities (continued) | |
| Idexx Laboratories Inc | 0.01% |
| Blackrock Inc | 0.01% |
| Transdigm Group Inc | 0.01% |
| Helvetia Holding Ag | 0.01% |
| Waters Corp | 0.01% |
| West Pharmaceutical Services Inc | 0.01% |
| Hershey Foods | 0.01% |
| Natwest Group Plc | 0.01% |
| Southern Copper Corp | 0.01% |
| Toromont Industries Ltd | 0.01% |
| Vici Pptys Inc | 0.01% |
| Fincobank Banca Fineco | 0.01% |
| Brookfield Asset Management Voting | 0.01% |
| Swiss Life Holding Ag | 0.01% |
| Allstate Corp | 0.01% |
| Nintendo Ltd | 0.01% |
| Sysco Corp | 0.01% |
| Waste Management Inc | 0.01% |
| Fair Isaac Corp | 0.01% |
| Pernod Ricard Sa | 0.01% |
| NZDCAD Maturing 29/10/2024 (BZL NZ) | 0.01% |
| Seiko Epson Corp | 0.01% |
| Rogers Communications Non-Voting I | 0.01% |
| Bunzl | 0.01% |
| Mondelez International Inc Class A | 0.01% |
| Canon Inc | 0.01% |
| Voltronic Power Technology Corp | 0.01% |
| Gamuda | 0.01% |
| Antofagasta Plc | 0.01% |
| Cigna | 0.01% |
| Pdd Holdings Ads Inc | 0.01% |
| Verisk Analytics Inc | 0.01% |
| Markel Group Inc | 0.01% |
| Vonovia Se | 0.01% |
| Deutsche Bank Ag | 0.01% |
| Aena Sme Sa | 0.01% |
| Crowdstrike Holdings Inc Class A | 0.01% |
| Garmin Ltd | 0.01% |
| Broadridge Financial Solutions Inc | 0.01% |
| Us Bancorp | 0.01% |
| Covivio Sa | 0.01% |
| Berkeley Group Holdings (The) Plc | 0.01% |
| Experian Plc | 0.01% |
| Axon Enterprise Inc | 0.01% |
| Amadeus It Group Sa | 0.01% |
| Kimco Realty Reit Corp | 0.01% |
| Fidelity National Information Serv | 0.01% |
| Warehouses De Pauw Nv | 0.01% |
| Daikin Industries Ltd | 0.01% |
| Restaurants Brands International I | 0.01% |
| Airbnb Inc Class A | 0.01% |
| Edwards Lifesciences Corp | 0.01% |
| Doordash Inc Class A | 0.01% |
| Martin Marietta Materials Inc | 0.01% |
| Sekisui Chemical Ltd | 0.01% |
| Sumitomo Mitsui Financial Group In | 0.01% |
| Cameco Corp | 0.01% |
| Cardinal Health Inc | 0.01% |
| Electronic Arts Inc | 0.01% |
| Newmont | 0.01% |
| Humana Inc | 0.01% |
| Nordson Corp | 0.01% |
| Komatsu Ltd | 0.01% |
| Henderson Land Development Ltd | 0.01% |
| Norfolk Southern Corp | 0.01% |
| Kghm Polska Miedz Sa | 0.01% |
| Ucb Sa | 0.01% |
| Ashtead Group Plc | 0.01% |

| Asset Class & Holdings | % of fund net assets |
|---|----------------------|
| International equities (continued) | |
| Acciona Sa | 0.01% |
| Prudential Plc | 0.01% |
| Archer Daniels Midland | 0.01% |
| Tryg | 0.01% |
| Reckitt Benckiser Group Plc | 0.01% |
| Mediatek Inc | 0.01% |
| Netapp Inc | 0.01% |
| Copart Inc | 0.01% |
| Healthpeak Properties Inc | 0.01% |
| Hologic Inc | 0.01% |
| Discover Financial Services | 0.01% |
| Beijing-Shanghai High Speed Railwa | 0.01% |
| Next Plc | 0.01% |
| Allegion Plc | 0.01% |
| Igm Financial Inc | 0.01% |
| Otis Worldwide Corp | 0.01% |
| Astellas Pharma Inc | 0.01% |
| Vulcan Materials | 0.01% |
| Japan Real Estate Investment Trust | 0.01% |
| Citigroup Inc | 0.01% |
| Xinyi Solar Holdings Ltd | 0.01% |
| Acs Actividades De Construccion Y | 0.01% |
| Tis Inc | 0.01% |
| Deutsche Boerse Ag | 0.01% |
| Albemarle Corp | 0.01% |
| Nippon Building Fund Reit Inc | 0.01% |
| Standard Chartered Plc | 0.01% |
| Getlink | 0.01% |
| Lundbergforetagen Class B | 0.01% |
| Constellation Software Inc | 0.01% |
| Stanley Black & Decker Inc | 0.01% |
| Bce Inc | 0.01% |
| Trip.Com Group Ltd | 0.01% |
| Bouygues Sa | 0.01% |
| Mitsubishi Corp | 0.01% |
| Kraft Heinz | 0.01% |
| Gen Digital Inc | 0.01% |
| Graco Inc | 0.01% |
| Hermes International | 0.01% |
| Ch Robinson Worldwide Inc | 0.01% |
| Nasdaq Inc | 0.01% |
| Jm Smucker | 0.01% |
| Henry Schein Inc | 0.01% |
| Builders Firstsource Inc | 0.01% |
| Firstservice Subordinate Voting Co | 0.01% |
| Carlisle Companies Inc | 0.01% |
| Olympus Corp | 0.01% |
| Itochu Corp | 0.01% |
| Kellanova | 0.01% |
| Tim Sa | 0.01% |
| Wolters Kluwer Nv | 0.01% |
| Lkq Corp | 0.01% |
| Sk Hynix Inc | 0.01% |
| Trade Desk Inc Class A | 0.01% |
| Capital One Financial Corp | 0.01% |
| Cia Paranaense De Energia Copel Pr | 0.01% |
| Lonza Group Ag | 0.01% |
| Scb X Public Company Limited Non-V | 0.01% |
| Biogen Inc | 0.01% |
| Nio Class A Inc | 0.01% |
| Franklin Resources Inc | 0.01% |
| Yum Brands Inc | 0.01% |
| Avalonbay Communities Reit Inc | 0.01% |
| M&T Bank Corp | 0.01% |
| Molson Coors Brewing Class B | 0.01% |
| Corpay Inc | 0.01% |
| Bb Seguridade Sa | 0.01% |
| GBPNZD Maturing 29/10/2024 (BZL NZ) | 0.01% |

| Asset Class & Holdings | % of fund net assets |
|---|-------------------------|
| International equities (continued) | |
| Hormel Foods Corp | 0.01% |
| Netease Inc | 0.01% |
| Air Products And Chemicals Inc | 0.01% |
| Aon Plc Class A | 0.01% |
| Xpeng Class A Inc | 0.01% |
| Swedbank | 0.01% |
| Pzu Sa | 0.01% |
| A O Smith Corp | 0.01% |
| Amcor Plc | 0.01% |
| Dell Technologies Inc Class C | 0.01% |
| Federal Realty Investment Trust Re | 0.01% |
| Lotus Bakeries Nv | 0.01% |
| W. P. Carey Reit Inc | 0.01% |
| Westinghouse Air Brake Technologie | 0.01% |
| Owens Corning | 0.01% |
| Zimmer Biomet Holdings Inc | 0.01% |
| Delta Electronics (Thailand) Non-V | 0.01% |
| Estee Lauder Inc Class A | 0.01% |
| Dover Corp | 0.01% |
| Quebecor Inc Class B | 0.01% |
| Expeditors International Of Washin | 0.01% |
| Fibra Uno Administracion Reit Sa | 0.01% |
| Banco Bpm | 0.01% |
| T Mobile Us Inc | 0.01% |
| Ecolab Inc | 0.01% |
| Liberty Media Formula One Corp Ser | 0.01% |
| Powszechna Kasa Oszczednosci Bank | 0.01% |
| American International Group Inc | 0.01% |
| Bc Vaud N | 0.01% |
| Industrivarden A | 0.01% |
| Taiwan High Speed Rail Corp | 0.01% |
| Genuine Parts | 0.01% |
| Ulta Beauty Inc | 0.01% |
| Royalty Pharma Plc Class A | 0.01% |
| Charter Communications Inc Class A | 0.01% |
| Oriental Land Ltd | 0.01% |
| Microchip Technology Inc | 0.01% |
| Dupont De Nemours Inc | 0.01% |
| Cencora Inc | 0.01% |
| Equifax Inc | 0.01% |
| Pnc Financial Services Group Inc | 0.01% |
| Others | 1.23% |
| Total | 13.08% |
| Grand Total | 100% |

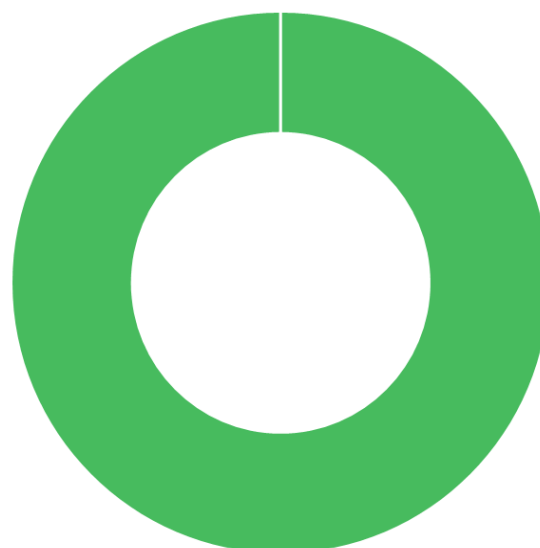
Cash Fund Holdings

As at 30 September 2024



| Asset Class & Holdings Region | % Portfolio |
|----------------------------------|-------------|
| Cash and cash equivalents | |
| New Zealand | 100.00% |
| Total | 100.00% |
| Grand Total | 100% |

Regional Asset Class Allocation




■ New Zealand 100.33%

Notes:

1. Fund holdings are current as at 30 September 2024. Future holdings may be different from those stated. Investments are managed in accordance with the MAS Investment Funds' SIPO, available on the MAS website at mas.co.nz/investmentfunds
2. Medical Funds Management Limited is the issuer of the MAS Investment Funds. The PDS for the MAS Investment Funds is available on the MAS website at mas.co.nz/investmentfunds

| Asset Class & Holdings | % of fund net assets |
|---|----------------------|
| Cash and cash equivalents | |
| JBWere Premium Custody Call Account - NZD | 17.28% |
| Westpac New Zealand Term Deposit 6.250% 12/06/2024 12/06/2025 | 6.58% |
| China Construction Bank Term Deposit 6.000% 08/08/2024 08/08/2025 | 6.51% |
| Westpac New Zealand Term Deposit 5.300% 27/09/2024 29/09/2025 | 6.46% |
| Westpac New Zealand Term Deposit 6.300% 19/03/2024 19/03/2025 | 5.00% |
| Bank of New Zealand Term Deposit 6.330% 08/04/2024 08/04/2025 | 4.99% |
| Westpac New Zealand Term Deposit 6.250% 17/04/2024 17/04/2025 | 4.98% |
| KiwiBank Term Deposit 6.300% 10/05/2024 12/05/2025 | 4.96% |
| Bank of New Zealand Term Deposit 6.280% 01/07/2024 01/07/2025 | 4.92% |
| Westpac New Zealand Term Deposit 6.100% 08/08/2024 04/02/2025 | 4.88% |
| KiwiBank Term Deposit 6.350% 27/10/2023 29/10/2024 | 3.42% |
| KiwiBank Term Deposit 6.350% 31/10/2023 15/11/2024 | 3.42% |
| Rabobank Term Deposit 6.350% 26/01/2024 27/01/2025 | 3.37% |
| Rabobank Term Deposit 6.350% 07/02/2024 07/02/2025 | 3.36% |
| KiwiBank Term Deposit 6.350% 14/03/2024 14/03/2025 | 3.34% |
| Westpac New Zealand Term Deposit 6.250% 14/03/2024 09/12/2024 | 3.34% |
| KiwiBank Term Deposit 6.300% 06/05/2024 06/05/2025 | 3.31% |
| Westpac New Zealand Term Deposit 6.300% 11/07/2024 17/01/2025 | 3.27% |
| KiwiBank Term Deposit 6.200% 11/07/2024 11/07/2025 | 3.27% |
| KiwiBank Term Deposit 6.350% 27/11/2023 26/11/2024 | 1.70% |
| Rabobank Term Deposit 6.400% 11/07/2024 07/04/2025 | 1.64% |
| Grand Total | 100% |

mas'



Signatory of:

